


## PYRAX

**BEFORE USING THIS PRODUCT, READ THE LABEL CAREFULLY**

**GEBRUIKSAANWYSINGS INGESLUIT**  
**VERMYS NA BESONDERHEDE**  
**SOOS OP HOUER / SAK GEDRUK**  
Lotnummer  
Datum van vervaardiging

**DIRECTIONS FOR USE ENCLOSED**  
**REFER TO DETAILS AS PRINTED**  
**ON CONTAINER / BAG**  
Batch Number  
Date of manufacture

PYRAX

FUNGICIDE


Reg. No. L10376, Act/Wet No. 36 of/van 1947 1: 16/11/2017

**An emulsion concentrate fungicide for the control of diseases on crops as listed.**

**'n Emulgeerbare konsentraat swamdoder vir die beheer van siektes op gewasse soos aangedui.**


FRAC FUNGICIDE GROUP CODE	11	FRAC SWAMDODER GROEPEKODE
---------------------------	----	---------------------------

**ACTIVE INGREDIENT / AKTIEWE BESTANDDEEL**


Pyraclostrobin (strobilurin)	Piraklostrobien (strobilurien)
------------------------------	--------------------------------



Registration Holder / Registrasiehouer  
**Meridian Agrochemical Company (Pty.) Ltd. / (Edms.) Bpk.**  
 Reg. No. 2000/010819/07  
 P.O. Box / Posbus 436, Modderfontein, 1645, South Africa / Suid-Afrika




5ℓ



**HARMFUL / SKADELIK**



## WARNINGS

Allow the following number of days between last application and harvest.

Citrus.....	45 days
Table Grapes .....	28 days

**IMPORTANT:** The recommended withholding period between last application and harvest meets local residue requirements, but may not meet export requirements.

- Harmful if swallowed or inhaled. May cause lung damage. DO NOT inhale spray mist.
- May cause irritation to eyes and skin.
- Combustible, keep away from sources of ignition and open flames.
- Very toxic to fish and harmful to other aquatic life. May cause long-term adverse effects in the aquatic environment.
- Store product in a cool, dry, well-ventilated area, away from food, feed and drinking water.
- Keep away from children, uninformed persons and animals.
- DO NOT spray **PYRAX** on old, neglected citrus trees, as the risk of strobilurin resistant pathogens developing on trees is extremely high.
- **PYRAX** has been tested on some of the most important commercial cultivars without any phytotoxic effects. More susceptible cultivars may be released in the future, which need to be tested; for this apply **PYRAX** to a limited test area before commercial applications are made.
- **Re-entry:** Do not enter treated area until spray deposit has dried unless wearing protective clothing.

**Although this remedy has been extensively tested under a large variety of conditions, the registration holder does not warrant that it will be efficacious under all conditions because the action and effect thereof may be affected by factors such as abnormal climatic and storage conditions, quality of dilution water, compatibility with other substances not indicated on the label; and the occurrence of resistance of the disease against the remedy concerned; as well as by the method, time and accuracy of the application. The registration holder furthermore, does not accept responsibility for damage to crops, vegetation, the environment, or harm to man or animal; or for lack of performance of the remedy concerned due to failure of the user to follow the label instructions; or to the occurrence of conditions which could not have been foreseen in terms of the registration. Consult the supplier in the event of any uncertainty.**

## PRECAUTIONS

- Do not inhale fumes or spray mist.
- Avoid contact with eyes and skin. Wear impervious protective clothing (e.g. overalls, rubber gloves and boots) when handling concentrate.
- Do not eat, drink or smoke while preparing or applying the spray mix, or before washing face and hands.
- Wash hands, arms and face thoroughly with soap and water after use or in the case of accidental skin contact.
- Avoid spray drift onto other crops, grazing, rivers, dams and other areas not under treatment.
- Clean equipment before and after use. Dispose of wash water where it will not contaminate crops, pastures, rivers, dams or other water sources.
- Do NOT apply to areas where surface water is present.
- Prevent contamination of food, feed, drinking water and eating utensils.
- Container disposal: Invert the empty container over the spray tank and allow to drain for at least 30 seconds after the flow has slowed to a drip. Rinse the empty container **three times** with a volume of water equal to a minimum of 10 % of that of the container. Add rinsings to the contents of the spray tank before destroying the container in the prescribed manner. Destroy empty containers by perforating and flattening before disposal by an approved chemical waste disposal/incineration facility or landfill. Do NOT contaminate rivers by disposal. Empty containers should not be burnt.
- DO NOT use the empty container for any other purpose.

## FIRST AID TREATMENT

**Eye contact:** Immediately flush eyes with plenty of water. Remove contact lenses, if worn, and flush eyes with water for at least 15 minutes holding eyelids open. Seek medical assistance if irritation persists.

**Skin contact:** Remove contaminated clothing and thoroughly wash body with soap and water. Seek medical attention if necessary. Wash contaminated clothing before re-use.

**Ingestion:** Immediately rinse mouth and drink 200 – 300 ml of water. If swallowed, do not induce vomiting: seek medical advice immediately and show this document.

**Inhalation:** Remove victim to well ventilated area and loosen clothing around the neck. Keep victim calm. **Seek medical attention immediately.**

**Advice to Physician:** Symptomatic treatment, no specific antidote known.

IN CASES OF POISONING, CALL A DOCTOR AND PROVIDE HIM/HER WITH THIS LABEL.

## MODE OF ACTION

**PYRAX** is an emulsion concentrate formulation containing the active ingredient pyraclostrobin, belonging to the chemical class strobilurin. A Quinone outside inhibitor, pyraclostrobin blocks the transfer of electrons at the cytochrome bc1 complex, thereby inhibiting mitochondrial respiration. It also has physiological properties in delaying senescence, greener leaves, providing better tolerance against biotic and abiotic stresses, improving use of water and nitrogen. **PYRAX** has protective, curative and translaminar action.

## RESISTANCE MANAGEMENT

For resistance management, **PYRAX** is a group code 11 fungicide. Any fungus population may contain individuals naturally resistant to **PYRAX** and other group code 11 fungicides. The resistant individuals can eventually dominate the disease population if these fungicides are used repeatedly. These resistant fungi may not be controlled by **PYRAX** or any other group code 11 fungicide.

### To delay fungicide resistance:

- Avoid exclusive, repeated use of fungicides from the same fungicide group code. Alternate or tank mix with registered products from different fungicide group codes.
- Refer to individual product labels when alternating products or when using tank mixtures with registered products.
- Integrate other control methods (chemical, cultural, biological) into disease control programmes.

Since the occurrence of resistance cannot be forecast, users are advised to keep treated crops under close observation. If treatment is not effective following the use of **PYRAX** as recommended, a resistant strain may be present. If a resistant strain is positively identified, consideration should be given to prompt use of a fungicide with a different mode of action, for which there is no record of resistance to the relevant disease. Meridian Agrochemical Company (Pty) Ltd will not accept any liability for performance failures in the event of a build-up of disease resistance resulting from inadequate resistance management practices as indicated on the label. For specific information on resistance management, contact the registration holder of this product or visit the FRAC website <http://www.frac.info/frac/index.html>.

## USE RESTRICTIONS

- Do not apply **PYRAX** to any crop or situation not mentioned in this label.
- Do not apply this product in combination or tank mixture with any other product or agricultural remedy which is not specifically listed on this label. Meridian Agrochemical Company (Pty) Ltd accepts no responsibility for any negative effects experienced if the instructions on this label are not adhered to, unless a Meridian representative was consulted beforehand.
- If **PYRAX** is used in a tank mix with other recommended products, consideration should be given to the restrictions of those respective products.

## DIRECTIONS FOR USE

Use only as directed.

## MIXING INSTRUCTIONS

Pre-mix the required amount of mancozeb or copper containing product, in at least 10 l of water, and add to a spray tank half-filled with clean water. Do not use brackish water. Whilst agitating, add the recommended amount of **PYRAX** to at least 10 l of the spray mixture. For Citrus only, finally add the mineral oil to the mixture. Continue filling the tank to the required volume whilst agitating to ensure the mixture is homogenous before application. Maintain agitation throughout application. When using **PYRAX** in tank mix combinations, full cognisance must be taken of all warnings, precautions and directions for use on that particular product's label. First, mix small quantities of the products separately with water. Check for any signs of incompatibility such as flocculation etc. **Tank mixtures must be sprayed out immediately and not allowed to stand in the spray tank overnight.** If spraying is interrupted, the spray mixture in the tank should be agitated properly before spraying commences.

## COMPATIBILITY

The compatibility of **PYRAX** with other products depends on the formulations of the respective products, as well as the quality of the spray water to be used. As formulations change from time to time, it is recommended that a physical compatibility test be done prior to the tank mixture being made. Meridian Agrochemical Company (Pty) Ltd cannot be held responsible for damage to crops resulting from tank mixtures with products or formulations not tested.

**Citrus:** **PYRAX** is compatible with mancozeb, copper containing products and narrow range mineral oil.

**Table Grapes:** **PYRAX** is compatible with mancozeb.

## SPRAY PROGRAMMES

### Citrus:

To optimise the fungicidal activity of **PYRAX** and to delay resistance build-up against strobilurins, this product should be applied as part of a programme with mancozeb or copper containing products according to a resistance management programme. Never apply **PYRAX** alone in such programmes. In order to maintain a high level of efficacy against the disease, correct timing of applications is critical.

- Apply **PYRAX** as part of a programme, where the first application consists of mancozeb or a copper containing product at the registered rate, starting at 100% petal drop (fruit set), followed by two **PYRAX** applications, as per **RECOMMENDATIONS** below. A further spray of at least one mancozeb, or a copper containing product as recommended, must be applied to complete the programme.
- DO NOT apply **PYRAX** to old, neglected citrus trees, as the risk of strobilurin resistant pathogens developing on these trees is extremely high.
- **Lemons: Only for export crop and local oil production. All bearing and out of season fruit should be removed from trees before the programme is started. Spray at 100% petal fall (fruit set). DO NOT deviate from the programme recommended above.**
- **PYRAX** should always be applied as a preventative treatment as pyraclostrobin has limited curative abilities (3 days maximum).
- Refer to the product labels for mancozeb, narrow range mineral oil and copper containing products for rate and application recommendations.

### Table Grapes:

- Apply preventatively before the infection period commences.
- Apply a maximum of 3 applications of Group Code 11 fungicides in a spray programme per season.
- Always apply **PYRAX** in a tank mixture with mancozeb.
- Alternate the use of **PYRAX** with products from different fungicide group codes.

All applications must be made with suitable spray equipment that is in good working order and correctly calibrated to ensure the desired coverage for that particular method of application is achieved.

## RECOMMENDATIONS

CROP & DISEASE	DOSAGE RATE	REMARKS
<p><b>CITRUS</b></p> <p><b>Oranges</b> <b>Grape Fruit</b> <b>Lemons</b></p> <p>Black Spot (<i>Guignardia citricarpa</i>)</p>	<p>200 g mancozeb/100 ℓ water +</p> <p>10 ml <b>PYRAX</b> + 150 g mancozeb + 250 ml light mineral oil/ 100 ℓ water +</p> <p>200 g mancozeb/100 ℓ water</p>	<p><b>PYRAX</b> must be applied as part of a spray programme. Refer to <b>SPRAY PROGRAMMES</b> above.</p> <p>Apply one mancozeb application at 100% petal drop (fruit set). Refer to the mancozeb label for further application recommendations.</p> <p>Apply <b>PYRAX</b> 21 – 24 days after the mancozeb application, as a preventative treatment. Ensure good coverage of all fruit with a medium to full cover spray.</p> <p>Apply a second <b>PYRAX</b> application 6 weeks later.</p> <p>Apply mancozeb 6 weeks after the second <b>PYRAX</b> application. Repeat mancozeb applications 21 -24 days later if an infection period occurs in February.</p>
<p><b>NOTES: Copper containing products as an alternative to mancozeb in a PYRAX spray programme.</b></p> <ul style="list-style-type: none"> <li>As alternative to mancozeb, copper containing products, which are registered for the control of black spot in citrus, can be used either alone or in combination with <b>PYRAX</b> and mineral oil.</li> <li>Applications made with copper containing products should be according to the registered rates (refer to the product label for recommendations).</li> <li>In order to avoid/reduce the development of copper rind stippling and any lesion accentuation on fruit, copper applications should be made at least 60 days apart. Reduce the number of copper containing product applications to 2 – 3 per season. Only use copper containing products that are of high quality.</li> </ul>		
<p><b>TABLE GRAPES</b></p> <p>Downy mildew (<i>Plasmopara viticola</i>)</p> <p>Powdery mildew (<i>Uncinula necator</i>)</p>	<p><b>High volume application:</b> 10 – 14 day programme</p> <p>40 ml <b>PYRAX</b> +</p> <p>200 g mancozeb/100 ℓ water</p> <p>(See <b>WATER VOLUME REQUIREMENTS ON TABLE GRAPES</b> below)</p>	<p><b>PYRAX</b> must be applied as part of a spray programme. Refer to <b>SPRAY PROGRAMMES</b> above.</p> <p>Apply <b>PYRAX</b> preventatively for downy mildew control commencing at 10 cm shoot length or prior to infection period (i.e. conditions favouring disease development).</p> <p>Repeat at intervals of 10 – 14 days and do not apply more than 3 applications per season. If more than 3 applications are required per season, apply an alternative fungicide which does not belong to Group Code 11, for downy mildew control.</p> <p>A powdery mildew control programme should begin at 2.5cm shoot length with a product from a different group code than Group Code 11.</p> <p>DO NOT apply after pea-berry stage on table grapes.</p>

## WATER VOLUME REQUIREMENTS ON TABLE GRAPES

GROWTH STAGE	WATER VOLUME ℓ/ha
Shoots 2.5cm – just prior to flowering	500 - 1000
Flowering – pea-berry stage	1000 - 1500

## WAARSKUWINGS

Laat die volgende aantal dae toe tussen die laaste toediening en oes:

Sitrus.....45 dae  
Tafeldruiwe...28 dae

**BELANGRIK:** Die aanbevole onthoudingsperiode tussen laaste toediening en oes voldoen aan plaaslike residuvlakke, maar mag dalk nie aan vereistes vir uitvoer voldoen nie.

- Skadelik indien ingesluk. Mag longskade veroorsaak. MOET NIE spuitnewel inasem nie.
- Mag vel- en oogirritasie veroorsaak.
- Vlambaar; hou weg van bronne van ontsteking en oop vlamme.
- Baie giftig vir visse en skadelik vir ander waterlewe. Mag langtermyn nadelige gevolge vir die waterlewe veroorsaak.
- Bêre die produk in 'n koel, droë, goed-geventileerde plek; weg van voedsel, voer en drinkwater.
- Hou buite bereik van kinders, oningeligte persone en diere.
- MOET NIE **PYRAX** op ou verwaarloosde sitrusbome toedien nie, want die risiko van strobilurienweerstandbiedende siekteontwikkeling by bome is uiters hoog.
- **PYRAX** is sonder enige fitotoksiseitskade op die mees belangrikste kommersiële kultivars getoets. Meer vatbare kultivars mag in die toekomst vrygestel word wat eers getoets moet word; hiervoor moet **PYRAX** eers op 'n klein toetsoppervlakte aangewend word, alvorens groot kommersiële bespuitings gemaak word.
- **Herbetreding:** Moenie die behandelde gebied betree alvorens die spuitneerslag droog is nie, tensy beskermende oorklere gedra word.

**Alhoewel hierdie middel omvattend onder 'n groot verskeidenheid toestande getoets is, waarborg die registrasiehouer nie dat dit onder alle toestande doeltreffend sal wees nie. Die werking en doeltreffendheid daarvan kan beïnvloed word deur faktore soos abnormale grond-, klimaats- en bergingstoestande; kwaliteit van verdunningswater, verenigbaarheid met ander stowwe wat nie op die etiket aangedui word nie en die voorkoms van weerstand van die siekte teen die betrokke middel, sowel as die metode, tyd en akkuraatheid van die toediening. Verder aanvaar die registrasiehouer nie verantwoordelikheid vir skade aan gewasse, plantegroei, die omgewing of vir nadelige invloede op mens of dier of vir 'n gebrek aan prestasie van die betrokke middel as gevolg van die versuim van die gebruiker om etiketaanwysings na te kom, of as gevolg van die ontstaan van toestande wat nie kragtens die registrasie voorsien kon word nie. Raadpleeg die verskaffer in die geval van enige onsekerheid.**

## VOORSORGMATREËLS

- Vermyn die inaseming van dampe en sproeinewel.
- Verhoed vel- en oogkontak deur ondeurdringbare beskermde klere (bv. oorklere, rubberhandskoene en stewels) te dra wanneer die produk hanteer word.
- Moenie eet, drink of rook tydens vermenging of toediening van die spuitmengsel, of voordat gesig en hande gewas is nie.
- Was hande, arms en gesig deeglik met seep en water na gebruik, asook in die geval van toevallige aanraking met vel.
- Verhoed wegdrywing van die spuitnewel na ander gewasse, weidings, riviere, damme of ander gebiede wat nie onder behandeling is nie.
- Maak toerusting voor en na gebruik skoon. Gooi die waswater weg waar dit nie gewasse, weidings, riviere, damme of ander waterbronne sal besoedel nie.
- Moet NIE op gebiede waar oppervlakwater sigbaar is, aanwend nie.
- Verhoed besoedeling van voedsel, voer, drinkwater en eetgerei.
- Wegdoen van houers: Keer die leë houer oor die spuittenk om en dreineer vir minstens 30 sekondes nadat die vloei tot 'n gedrup verminder het. Spoel die houer daarna **drie keer** uit met 'n volume water gelykstaande aan 'n minimum van 10% van die houer. Gooi die spoelwater by die inhoud van die spuittenk voordat die houer op die voorgeskrewe wyse vernietig word. Vernietig leë houers deur gate daarin te maak en plat te slaan, alvorens dit na 'n goedgekeurde chemiese afvalverwyderings-/verbrandingsfasiliteit of stortingssterrein geneem word. Moet NIE riviere met leë houers besoedel nie. Leë houers moet nie verbrand word nie.
- Moet NIE die houer vir enige ander doel gebruik nie.

## NOODHULPBEHANDELING

**Oogkontak:** Spoel oë onmiddellik uit met genoegsame water. Indien kontaklense gedra word, verwyder dit en spoel oë vir ten minste 15 minute terwyl ooglede oopgehou word. Verkry mediese hulp indien irritasie voortduur.

**Velkontak:** Verwyder besoedelde klere en was liggaam deeglik met seep en water. Verkry mediese hulp indien nodig. Was besoedelde klere voor hergebruik.

**Ingesluk:** Spoel mond onmiddellik uit en drink 200 – 300 ml water. Indien ingesluk, moet braking nie geïnduseer word nie; verkry mediese advies en toon hierdie etiket.

**Inaseming:** Verskuif die pasiënt na area met genoegsame vars lug en maak klere rondom nek los. Hou pasiënt kalm. **Ontbied onmiddellik mediese hulp.**

**Nota aan Geneesheer:** Behandel simptome, geen spesifieke teenmiddel bekend nie.

IN GEVALLE VAN VERGIFTIGING, ONTBIED 'N GENEESHEER EN VOORSIEN HOM/HAAR MET HIERDIE ETIKET.

## METODE VAN WERKING

**PYRAX** is 'n emulgeerbare konsentraatformulering wat die aktiewe bestanddeel piraklostrobien bevat en aan die chemiese groep stobilurien behoort. 'n Kinoon buite-inhibeerder, piraklostrobien, blokkeer die vervoer van elektrone by die sitochroom bc1-kompleks en daardeur word mitochondriale respirasie geïnhibeer. Dit het ook fisiologiese eienskappe deur veroudering te vertraag en met groener blare is daar groter verdraagsaamheid teenoor biotiese en abiotiese stresstoestande en verbeterde opname van water en stikstof. **PYRAX** het 'n beskermende, genesende en translaminêre werking.

## WEERSTANDBESTUUR

Vir weerstandsbestuur is **PYRAX** 'n groepkode 11 swamdoder. Enige swampopulasie mag individue bevat wat natuurlike weerstand teen **PYRAX** of enige ander groepkode 11 swamdoder het. Die weerstandbiedende individue kan uiteindelik die siektepopulasie oorheers as hierdie swamdoder herhaaldelik aangewend word. Hierdie weerstandbiedende swamme sal waarskynlik nie deur **PYRAX** of enige ander groepkode 11 swamdoder beheer word nie.

### Om weerstand teen swamdoders te vertraag:

- Vermoed die eksklusiewe herhaaldelike gebruik van swamdoders met dieselfde groepkode. Wissel af met, of gebruik tenkingsels van, produkte in verskillende swamdodergruopkodes.
- Sien individuele produketikette wanneer daar tussen produkte of tenkingsels met geregistreerde produkte afgewissel word.
- Integreer ander beheermaatreëls (chemies, verbouing, biologies) in swambeheerprogramme.

Aangesien die voorkoms van weerstandbiedendheid moeilik is om te bepaal, is dit uiters belangrik om die behandelde gewasse noukeurig te ondersoek. Indien die behandeling nie effektief is met die gebruik van **PYRAX** soos voorgeskryf nie, mag daar 'n weerstandbiedende-populasie (swamras) teenwoordig wees. Indien so 'n weerstandbiedende-populasie positief geïdentifiseer word, moet daar onmiddellik oorweging geskenk word om 'n swamdoderbespuiting met 'n ander werkswyse, waar daar geen bewys van weerstand teen die siekte voorkom, te doen. Meridian Agrochemical Company (Edms.) Bpk. sal geen verantwoordelikheid aanvaar vir enige gebrek aan prestasie in die geval van die opbou van siekteweerstand as gevolg van onvoldoende weerstandsbestuurspraktyke soos aangedui op die etiket nie. Vir spesifieke inligting oor weerstandsbestuur kan die registrasiehouer van hierdie produk gekontak word of die FRAC webwerf by <http://www.frac.info/frac/index.html> besoek word.

## GEBRUIKSBEPERKINGS

- Moet nie **PYRAX** op enige gewas of situasie aanwend wat nie in die etiket verskyn nie.
- Moet nie hierdie produk in kombinasie of tenkingsel met enige ander produk of landboumiddel gebruik wat nie spesifiek op hierdie etiket gelys is nie. Meridian Agrochemical Company (Edms.) Bpk. aanvaar geen verantwoordelikheid vir enige negatiewe gevolge indien die instruksies op die etiket nie nagekom word nie, tensy 'n Meridian Agritech verteenwoordiger vooraf geraadpleeg is.
- Indien **PYRAX** in 'n tenkingsel met ander aanbevole produkte gebruik word, moet oorweging aan die beperkings van hierdie betrokke produkte geskenk word.

## **GEBRUIKSAANWYSINGS**

### **Gebruik slegs soos aangedui.**

## **MENGINSTRUKSIES**

Meng die verlangde hoeveelheid mankoseb of koperbevattende produk vooraf in ten minste 10 ℓ water, en voeg dit by die spuittenk wat halfvol met skoon water gevul is. Moet nie brakwater gebruik nie. Terwyl roering plaasvind, word die aanbevole hoeveelheid **PYRAX** by ten minste 10 ℓ van die spuitmengsel gevoeg. Slegs by Sitrus; voeg die minerale olie laaste by die spuitmengsel. Maak die tenk vol tot by die verlangde volume terwyl roering plaasvind om deeglike vermenging van die mengsel te verseker. Indien **PYRAX** in tenkmengsels met ander produkte gebruik word, moet aandag aan al die waarskuwings, voorsorgmaatreëls en gebruiksaanwysings op daardie spesifieke produketiket gegee word. Eerstens moet 'n klein hoeveelheid van die produkte apart met water gemeng word. Let op vir enige tekens van onverenigbaarheid soos flokkulasie ens. **Tenkmengsels moet onmiddellik uitgespuit word en nie toegelaat word om in die spuittenk oornag te staan nie.** Indien bespuiting onderbreek word, moet deeglike roering plaasvind voordat met bespuiting voortgegaan word.

## **VERENIGBAARHEID**

Die verenigbaarheid van **PYRAX** met ander produkte sal van die formulerings van die onderskeie produkte afhang, asook van die kwaliteit van die spuitwater wat gebruik word. Soos formulerings van tyd tot tyd verander, is dit raadsaam om eers 'n fisiese verenigbaarheidstoets te doen voordat tenkmengsels gemaak word. Meridian Agrochemical Company (Edms.) Bpk. kan nie verantwoordelik gehou word vir skade aan gewasse a.g.v. tenkmengsels met produkte of formulerings wat nie getoets is nie.

**Sitrus: PYRAX** is verenigbaar met mankoseb, koperbevattende produkte en smalbestek (ligte) minerale olies.

**Tafeldruive: PYRAX** is verenigbaar met mankoseb.

## **SPUITPROGRAMME**

### **Sitrus:**

Om die swamdodende eienskappe van **PYRAX** optimaal te benut en om die opbou van weerstand teen strobiluriene te vertraag, moet hierdie produk deel van 'n program met mankoseb en koperbevattende produkte volgens 'n weerstandbestuursprogram wees. Moet nooit **PYRAX** alleen in sulke programme toedien nie. Om 'n hoë vlak van beheer teen die siekte te handhaaf, is die tydsberekening van die toediening van kritiese belang.

- Dien **PYRAX** as deel van 'n program toe, met 'n eerste toediening wat uit mankoseb of 'n koperbevattende produk teen die geregistreerde dosis bestaan, beginnende by 100% blomblaarval (vrugset), opgevolg deur twee **PYRAX** toedienings volgens die **AANBEVELINGS** hieronder. 'n Verdere bespuiting van ten minste een mankoseb of koperbevattende produk soos aanbeveel moet toegedien word om die program te voltooi.
- **MOET NIE PYRAX** op ou verwaarloosde sitrusbome toedien nie, want die risiko van strobiluriënweerstandbiedende siekteontwikkeling by bome is uiters hoog.
- **Suurlemoene: Slegs vir uitvoere en plaaslike olieproduksie. Alle draende en buite-seisoen vrugte moet van die bome verwyder word voordat met die program begin word. Spuit met 100% blomblaarval (vrugset). MOET NIE van die bogenoemde aanbevole program afwyk nie.**
- **PYRAX** moet altyd as 'n voorkomende behandeling toegedien word, aangesien piraklostrobien beperkte genesende eienskappe besit (maksimum 3 dae).
- Verwys na die produketikette van mankoseb, smalbestek minerale olie en koperbevattende produkte vir dosisse en toedieningsaanbevelings.

### **Tafeldruive:**

- Dien voorkomend toe, voor die aanvang van die infeksieperiode.
- Dien 'n maksimum van 3 toedienings van Groepkode 11 swamdoders in 'n spuitprogram per seisoen toe.
- Dien **PYRAX** altyd in 'n tenkmengsel met mankoseb toe.
- Wissel die gebruik van **PYRAX** met ander produkte in verskillende swamdodergroepkodes af.



Alle toedienings moet met geskikte spuittoerusting gemaak word wat in 'n goeie werkende toestand is en korrek gekalibreer is om te verseker dat die verlangde bedekking vir die betrokke toedieningsmetode verkry word.

## AANBEVELINGS

GEWAS & SIEKTE	DOSIS	OPMERKINGS
<p><b>SITRUS</b></p> <p><b>Lemoene Pomelo's Suurlemoene</b></p> <p>Swartvlek (<i>Guignardia citricarpa</i>)</p>	<p>200 g mankoseb/100 ℓ water</p> <p style="text-align: center;">+</p> <p>10 ml <b>PYRAX</b> + 150 g mankoseb + 250 ml ligte minerale olie/100 ℓ water</p> <p style="text-align: center;">+</p> <p>200 g mankoseb/100 ℓ water</p>	<p><b>PYRAX</b> moet as deel van 'n spuitprogram toegedien word. Verwys na <b>SPUITPROGRAMME</b> hierbo.</p> <p>Dien een mankosebtoediening met 100% blomblaarval (vrugset) toe. Verwys na die mankosebetiket vir verdere toedieningsvereistes.</p> <p>Dien <b>PYRAX</b> 21 – 24 dae na die mankosebtoediening toe as 'n voorkomende behandeling. Verseker deeglike bedekking van al die vrugte met 'n medium- tot voldekbepuiting.</p> <p>Dien 'n tweede <b>PYRAX</b> toediening 6 weke later toe.</p> <p>Dien mankoseb 6 weke na die tweede <b>PYRAX</b> toediening toe. Herhaal 'n mankosebtoediening 21 – 24 dae later indien 'n infeksieperiode gedurende Februarie voorkom.</p>
<p><b>NOTAS: Koperbevattende produkte as 'n alternatief vir mankoseb in 'n PYRAX spuitprogram.</b></p> <ul style="list-style-type: none"> <li>• As alternatief vir mankoseb, kan koperbevattende produkte wat vir die beheer van swartvlek op sitrus geregistreer is, alleen of in kombinasie met <b>PYRAX</b> en minerale olie gebruik word.</li> <li>• Toedienings met koperbevattende produkte moet volgens geregistreerde dosisse (verwys na die produketiket vir aanbevelings) gemaak word.</li> <li>• Om die ontwikkeling van koperstippel en enige letselbeklemtoning te verhoed/verminder, moet kopertoedienings ten minste 60 dae uitmekaar toegedien word. Verminder die aantal koperbevattende produktoedienings na 2 – 3 per seisoen. Gebruik slegs koperbevattende produkte wat van hoë gehalte is.</li> </ul>		
<p><b>TAFELDRUIWE</b></p> <p>Donsskimmel (<i>Plasmopara viticola</i>)</p> <p>Poeieragtige skimmel (<i>Uncinula necator</i>)</p>	<p><b>Hoë volume toediening:</b> 10 – 14 dae program</p> <p>40 ml <b>PYRAX</b> +</p> <p>200 g mankoseb/100 ℓ water</p> <p>(Sien <b>WATERVOLUME BENODIG VIR TAFELDRUIWE</b> hieronder.)</p>	<p><b>PYRAX</b> moet as deel van 'n spuitprogram toegedien word. Verwys na <b>SPUITPROGRAMME</b> hierbo.</p> <p>Dien <b>PYRAX</b> voorkomend vir donsskimmel toe, beginnende by 10 cm lootlengte, of voor die begin van 'n infeksieperiode (d.i. toestand gunstig vir siekteontwikkeling).</p> <p>Herhaal met 10 – 14 dae intervalle, maar moet nie meer as 3 toedienings per seisoen toedien nie. Indien meer as 3 toedienings vereis word, dien 'n alternatiewe swamdoder vir donsskimmelbeheer toe, wat nie tot Groepkode 11 behoort nie.</p> <p>'n Poeieragtige skimmel-beheerprogram moet op 2.5cm lootlengte begin, met 'n produk van 'n ander Groepkode as 11.</p> <p>MOET NIE na ertjekorrelstadium op tafeldruiwe toedien nie.</p>

**WATERVOLUME BENODIG VIR TAFELDRIUWE**

<b>GROEISTADIUM</b>	<b>WATERVOLUME ℓ/ha</b>
Lootlengte van 2.5cm – net voor blom	500 - 1000
Blom – ertjekorrelstadium	1000 - 1500