



VALIDUS 200 EW

BEFORE USING THIS PRODUCT, READ THE LABEL CAREFULLY


VERWYS NA BESONDERHEDE SOOS OP HOUER / SAK GEDRUK

GEBRUIKSAANWYSINGS INGESLUIT

Lotnummer
Datum van vervaardiging

VALIDUS 200 EW

FUNGICIDE



Reg. No. L8481, Act/Wet No. 36 of/van 1947

1:26/01/2010

An oil-in-water emulsion, systemic fungicide for the control of diseases on crops as listed.


'n Olie-in-water emulsie, sistemiese swamdoder vir die beheer van siektes op gewasse soos aangedui.





FRAC FUNGICIDE GROUP CODE	3	FRAC SWAMDODERGROEPKODE
ACTIVE INGREDIENT / AKTIEWE BESTANDEEL		
Myclobutanil (triazole)	200 g/ℓ	Miklobutaniel (triasool)

Registration Holder / Registrasiehouer
Meridian Agrochemical Company (Pty.) Ltd. / (Edms.) Bpk.
 Reg. No. 2000/010819/07
 P.O. Box / Posbus 436, Modderfontein, 1645, South Africa / Suid-Afrika



1ℓ

UN Number: 3082



CAUTION / VERSIGTIG

DIRECTIONS FOR USE ENCLOSED REFER TO DETAILS AS PRINTED ON CONTAINER / BAG

Batch Number
Date of manufacture

WARNINGS

Allow the following number of days between last treatment and harvest or use as food or feed:

Apples and pears.....14 days

IMPORTANT: The recommended withholding period between last application and harvest meets local residue requirements, but may not meet export requirements.

- Causes severe eye irritation and mild skin irritation.
- Toxic to fish and aquatic organisms.
- Store under lock and key in a cool place.
- Store away from food, feed, fertilizer and other agricultural products.
- Keep out of reach of children, uninformed persons and animals.
- **Re-entry** – Do not enter treated area until spray deposit has dried unless wearing protective clothing.
- **Validus 200 EW** has been tested on the most important commercial cultivars without any phyto toxic effects. More susceptible cultivars may be released in future which need to be tested; for this apply **Validus 200 EW** to a limited test area before commercial applications are made.

Although this remedy has been extensively tested under a large variety of conditions, the registration holder does not warrant that it will be effective under all conditions. The activity and effect thereof may be affected by factors such as abnormal soil, climatic and storage conditions, quality of dilution water, compatibility with other substances not indicated on the label and the occurrence of resistance of the disease against the remedy, as well as by the method, time and accuracy of application. The registration holder furthermore does not accept responsibility for damage to crops, vegetation, the environment or harm to man or animal, or for lack of performance of the remedy concerned due to failure by the user to follow the label instructions, or to the occurrence of conditions which could not have been foreseen in terms of the registration. Consult the supplier in the event of any uncertainty.

PRECAUTIONS

- Do not inhale fumes or spray mist.
- Avoid skin and eye contact by wearing protective clothing when mixing the product. Should eye contact occur, flush with plenty of water and get medical attention if necessary.
- Wash with soap and water after use and accidental skin contact as well as contaminated clothing.
- Wash contaminated clothing after use.
- Do not eat, drink or smoke while mixing or applying the product or before washing hands and face.
- Avoid drift of spray onto other crops, grazing, rivers, dams and areas not under treatment.
- Clean applicator after use. Dispose of rinsate where it will not contaminate crops, grazing, rivers, dams and boreholes.
- Rinse empty container three times with a volume of water equal to a minimum of 10% of that of the container. Add the rinsings to the contents of the spray tank before destroying the empty container by perforation and flattening.
- Do not use the empty container for any other purpose.
- Prevent contamination of food, feeds, drinking water and eating utensils.

RESISTANCE WARNING

For resistance management, **Validus 200 EW** is a group code 3 fungicide. Any weed population may contain individuals naturally resistant to **Validus 200 EW** and other group code 3 fungicides. The resistant individuals can eventually dominate the disease population if these fungicides are used repeatedly. These resistant weeds may not be controlled by **Validus 200 EW** or any other group code 3 fungicide.

To delay fungicide resistance:

- Avoid exclusive repeated use of herbicides from the same fungicide group code. Alternate or tank mix with registered products from different fungicide group codes.
- A spray programme of mixtures or alternations with remedies with a different mode of action may delay resistant strain build-up.

- Integrate other control methods (chemical, cultural, biological) into disease control programmes.

Since the occurrence of resistance cannot be forecast, users are advised to keep treated crops under close observation. If treatment is not effective following the use of **Validus 200 EW** as recommended, a resistant strain may be present. If a resistant strain is positively identified, consideration should be given to prompt use of a fungicide with a different mode of action for which there is no record of resistance to the relevant disease. For specific information on resistance management, contact the registration holder of this product.

USE RESTRICTIONS

- The uptake and activity of systemic compounds can be reduced when crops are under severe drought and/or nutrient stress conditions. Therefore do not apply **Validus 200 EW** under such conditions.
- Spray programmes with **Validus 200 EW** should commence before disease/s become established.
- Do not apply **Validus 200 EW** to any crop or situation not mentioned in this instruction leaflet.
- Only apply **Validus 200 EW** using an accurate and safe application technique.
- If **Validus 200 EW** is used in a tank mix with other recommended products, consideration should be given to the restrictions of those respective products.

DIRECTIONS FOR USE

Use only as directed

MIXING INSTRUCTIONS

Half-fill the spray tank with suitable water, then add the required amount of **Validus 200 EW** to the water in the tank while agitating. Fill the spray tank to the desired volume. Do not use brackish water. Should tank mixtures with other products be made, follow the respective manufacturers' label recommendations. Where wettable powder formulations are used in combination with **Validus 200 EW**, a slurry should firstly be made with the powder and some water, mixed into the spray tank and finally the **Validus 200 EW** can be added. **Tank mixtures must be sprayed out immediately and not allowed to stand in the spray tank.** Spraying equipment must be thoroughly flushed out at the end of the spraying operation.

COMPATIBILITY

The compatibility of **Validus 200 EW** with other products depends on the formulations of the respective products as well as the quality of the spray water to be used. As formulations change from time to time it is recommended that a physical compatibility test be done prior to the tank mixture being made.

APPLICATION METHODS

Ensure that the equipment is correctly calibrated and is checked regularly during application to ensure even and accurate application. **Validus 200 EW** can be applied with conventional tractor boom sprayers in 300 – 500 l water/ha as well as high volume mist blowers. **Constant agitation throughout the spray operation is essential.** Only clean water should be used.

RECOMMENDATIONS

<p style="text-align: center;">Apples and pears</p> <p>Apples Powdery mildew (<i>Podosphaera leucotricha</i>) Scab (<i>Venturia inaequalis</i>)</p> <p>Pears Scab (<i>Venturia pirina</i>)</p>	<p>15 ml/100 l water plus the recommended rate of a suitable broad spectrum fungicide such as mancozeb or captab.</p>	<p>For powdery mildew control commence application at the pink stage and apply in a preventive spray programme every 10 – 14 days. Ensure adequate spray coverage.</p> <p>For scab control commence application at the greentip stage and apply in a preventative spray programme every 7 days during the preblossom stages up to the end of blossoming and every 14 days during the</p>
---	---	--

		post-blossom stages. Ensure adequate spray coverage.
--	--	--

- The **Validus 200 EW** broad spectrum fungicide combinations may be used curatively to supplement a preventative contact fungicide spray programme. Curative applications are only recommended when adequate and reliable disease prediction systems are available. Treatment should be made within 4 days of the onset of an infection period.

WAARSKUWINGS

Laat die volgende aantal dae toe tussen laaste toediening en oes, of vir gebruik as voedsel of voer:

Appels en pere..... 14 dae

BELANGRIK: Die aanbevole onthoudingsperiode tussen laaste toediening en oes voldoen aan die vereistes vir plaaslike residuvlakke maar mag dalk nie aan die vereistes vir uitvoer voldoen nie.

- Veroorsaak erge oog-irritasie en matige velirritasie.
- Giftig vir visse en waterorganismes.
- Bêre agter slot-en-grendel in 'n koel plek.
- Bêre weg van voedsel, voer, kunsmis en ander landbouprodukte.
- Hou buite bereik van kinders, oningeligte persone en diere.
- **Herbetreding** – Moet nie behandelde gebiede betree alvorens die spuitneerslag droog is nie, tensy beskermerende oorklere gedra word.
- **Validus 200 EW** is sonder enige fitotoksisiteitskade op die mees belangrikste kommersiële kultivars getoets. Meer vatbare kultivars mag in die toekoms vrygestel word wat eers getoets moet word; hiervoor moet **Validus 200 EW** eers op 'n klein toetsoppervlakte aangewend word, alvorens groot kommersiële bespuitings gemaak word.

Alhoewel hierdie middel omvattend onder 'n groot verskeidenheid toestande getoets is, waarborg die registrasiehouer nie dat dit onder alle toestande doeltreffend sal wees nie. Die werking en doeltreffendheid daarvan kan beïnvloed word deur faktore soos abnormale grond-, klimaats- en bergingstoestande; kwaliteit van verdunningswater, verenigbaarheid met ander stowwe wat nie op die etiket aangedui word nie en die voorkoms van weerstand van die siekte teen die betrokke middel, sowel as die metode, tyd en akkuraatheid van die toediening. Verder aanvaar die registrasiehouer nie verantwoordelikheid vir skade aan gewasse, plantegroei, die omgewing of vir nadelige invloede op mens of dier of vir 'n gebrek aan prestasie van die betrokke middel as gevolg van die versuim van die gebruiker om etiketaanwysings na te kom, of as gevolg van die ontstaan van toestande wat nie kragtens die registrasie voorsien kon word nie. Raadpleeg die verskaffer in die geval van enige onsekerheid.

VOORSORGMATREËLS

- Moet nie dampe of spuitnewel inasem nie.
- Vermoed kontak met die vel en oë deur beskermerende oorklere te dra tydens vermenging en toediening van die produk. In geval van aanraking met oë, spoel met groot hoeveelhede skoon water en verkry mediese hulp indien nodig.
- Was besoedelde klere na gebruik.
- Moet nie eet, drink of rook tydens vermenging of toediening van die produk of voordat hande en gesig gewas is nie.
- Vermoed wegdrywing van spuitnewel na ander gewasse, weiding, riviere, damme en plekke wat nie behandel moet word nie.
- Maak toedieningsapparaat skoon na gebruik. Uitspoelwater moet nie gewasse, weiding, riviere, damme en boorgate besoedel nie.
- Spoel leë houer **drie keer** uit met 'n volume water gelykstaande aan 'n minimum van 10% van die houer. Gooi die spoelwater by die inhoud van die spuittenk voordat die houer vernietig word deur gate daarin te maak en plat te slaan.
- Moet die leë houer vir geen ander doel gebruik nie.
- Voorkom die besoedeling van voedsel, voer, drinkwater en eetgerei.

WEERSTANDSWAARSKUWING

Vir weerstandsbestuur is **Validus 200 EW** 'n groepkode 3 swamdoder. Enige populasie van 'n spesifieke siekte mag individue insluit wat 'n natuurlike weerstand teen **Validus 200 EW**, of enige ander groepkode 3 swamdoder het. Indien hierdie swamdoders herhaaldelik aangewend word, kan die weerstandbiedende individue uiteindelik die siekte-populasie oorheers. Hierdie weerstandbiedende swamme sal waarskynlik nie deur **Validus 200 EW** of enige ander groepkode 3 swamdoder beheer word nie.

Om weerstand teen swamdoders te vertraag:

- Vermy die eksklusiewe herhaaldelike gebruik van swamdoders met dieselfde groeppkode. Wissel af met, of gebruik tenkmengsels van, produkte in verskillende swamdodergroepkodes.
- 'n Spuitprogram of tenkmengsel met middels met 'n ander metode van werking kan die opbou van weerstandbiedendheid vertraag.
- Integreer ander beheermaatreëls (chemies, verbouing, biologies) in siektebeheerprogramme.

Aangesien die voorkoms van weerstand nie voorspel kan word nie, word gebruikers aangeraai om behandelde gewasse noukeurig dop te hou. Indien die behandeling met **Validus 200 EW** soos aanbeveel nie doeltreffend was nie, mag 'n weerstandbiedende populasie teenwoordig wees. Indien 'n weerstandbiedende populasie positief geïdentifiseer word, moet daar onmiddellik oorweging geskenk word aan die gebruik van 'n swamdoder met 'n ander metode van werking, waarvan daar geen rekord van weerstand teen die betrokke siekte is. Vir spesifieke inligting oor weerstandsbestuur kontak die registrasiehouer van hierdie produk.

GEBRUIKSBEPERKINGS

- Die opname en werking van sistemiese swamdoders kan verlaag word wanneer gewasse onder ernstige droogte- en/of voedingsgebrektoestande verkeer. Wanneer die gewas dus in hierdie stremmingstoestand verkeer, word 'n toediening van **Validus 200 EW** nie aanbeveel nie.
- Begin spuitprogramme met **Validus 200 EW** voordat die siekte(s) posvat.
- Moet nie **Validus 200 EW** op enige gewas of situasie toedien wat nie op hierdie etiket verskyn nie.
- Dien **Validus 200 EW** slegs met akkurate en veilige toedieningsmetodes toe.
- Indien **Validus 200 EW** met ander middels in tenkmengsels gebruik word, moet die beperkings van daardie betrokke produkte in ag geneem word.

GEBRUIKSAANWYSINGS

Gebruik slegs soos aangedui

MENGINSTRUKSIES

Maak die spuittenk halfvol met geskikte water en voeg die benodigde hoeveelheid **Validus 200 EW** by terwyl water aanhoudend geroer word. Maak die spuittenk tot by verlangde volume vol. Moet nie brak water gebruik nie. Indien tenkmengsels gemaak word met ander middels, moet die spesifieke vervaardiger se etiket gevolg word. Waar benatbare poeier formuleringe in kombinasie met **Validus 200 EW** gebruik word, moet 'n flodder van die poeier en 'n bietjie water gemaak word en in die spuittenk gemeng word. Laastens kan **Validus 200 EW** bygevoeg word. **Die tenkmengsel moet onmiddellik uitgespuit word en nie toegelaat word om in die spuittenk te staan nie.** Die spuittoerusting moet aan die einde van toediening deeglik uitgewas word.

VERENIGBAARHEID

Die verenigbaarheid van **Validus 200 EW** met ander produkte hang van die formulering van die betrokke produkte af, asook van die kwaliteit van die spuitwater. Deurdat formuleringe van tyd tot tyd kan verander, word dit aanbeveel om 'n fisiese verenigbaarheidstoets uit te voer voordat 'n tenkmengsel gemaak word. **Validus 200 EW** is verenigbaar met die mees algemene landboumiddels wat by appels en pere gebruik word.

TOEDIENINGSMETODES

Maak seker dat die spuittoerusting korrek gekalibreer is en gereeld tydens die toediening nagegaan word om egalige en akkurate toediening te verseker. **Validus 200 EW** kan toegedien word met gewone trekkerbalkspuite in 300 – 500 l water/ha, sowel as hoë-volume newelblasers. **Die mengsel moet aanhoudend en deeglik geroer word tydens toediening.** Slegs skoon water moet gebruik word.

AANBEVELINGS

GEWAS / SIEKTE	DOSIS	OPMERKINGS
<p style="text-align: center;">Appels en pere</p> <p>Appels Poeieragtige meeldou (<i>Podosphaera leucotricha</i>) Skurf (<i>Venturia inaequalis</i>)</p> <p>Pears Skurf (<i>Venturia pirina</i>)</p>	<p>15 ml/100 l water, plus die aanbevole dosis van 'n breëspektrum kontak swamdoder soos mankozeb of kaptan.</p>	<p>Vir poeieragtige meeldou-beheer begin bespuitings vanaf die pienkstadium en dien toe in 'n voorkomende spuitprogram elke 10 – 14 dae. Verseker deeglike bedekking.</p> <p>Vir skurfbeheer begin bespuitings vanaf die groenpuntstadium en dien toe in 'n voorkomende spuitprogram elke 7 dae voorblom tot die einde van blom en elke 14 dae na-blom. Verseker deeglike bedekking. Moet nie meer as 6 keer per groeiseisoen gebruik nie.</p>

- Die **Validus 200 EW** breëspektrum-swamdoderkombinasies, kan kuratief gebruik word om 'n voorkomende kontakswamdoderspuitprogram aan te vul. Kuratiewe toedienings word slegs aanbeveel wanneer geskikte en betroubare siektevoorspelling-sisteme beskikbaar is. Toediening moet binne 4 dae na die begin van 'n infeksie-periode plaasvind.