

MEGA 2,4-D


BEFORE USING THIS PRODUCT, READ THE LABEL CAREFULLY

GEbruiksAnwysings Ingesluit
Lotoonmer
Datum van vervaardiging

VERWYS NA BESONDERHEDE
SOOS OP HOUER / SAK GEDRUK

MEGA 2,4-D

HERBICIDE



Reg. No. L9099, Act/Wet No. 36 of/van 1947
1:2013/02/13

A selective hormone-type herbicide for the control of weeds in maize, grain sorghum, wheat and other cereals, sugarcane, lawns, golf-courses and grass pastures.

'n Selektiewe hormoon-tipe onkruiddoder vir onkruidbeheer in mielies, graansorghum, koring en ander graangewasse, suikerriet, grasperke, golfbane en grasweidings.

HRAC HERBICIDE GROUP CODE	O	HRAC ONKRUIDDODER GROEPKODE
ACTIVE INGREDIENT / AKTIEWE BESTANDDEEL		
2,4-D (pyridinyl-oxyphenoxy compound) 480 g/l (dimethylamine salt of 2,4-D)		2,4-D (pyridinyl-oxyphenoxy compound) (dimetielamiensout van 2,4-D)


Registration Holder / Registrasiehouer
Meghmani South Africa (Pty) Ltd
Reg No/ Nr 2010/020982/07
P.O. Box 1523, Durban, 4000, South Africa | Tel: (031 5388700)

20L



UN Number: 3082





HARMFUL / SKADELIK






WARNINGS

- Do not graze treated areas within 7 days after application.
- Handle with care.
- Poisonous when absorbed through the skin, swallowed or inhaled.
- Toxic to fish and bees.
- Store away from food, feeds and seed, in a cool, dry place away from sources of heat and naked flames.
- Keep out of reach of children, uninformed persons and animals.
- **Re-entry interval:** Do not enter the treated field within 1 day after application unless wearing protective clothing.
- **In case of poisoning call a doctor and show him / her this label.**
- **Aerial application:** Notify all inhabitants in the immediate vicinity of the areas to be sprayed and issue the necessary warnings. Do not spray over or allow drift to contaminate water or adjacent areas.

Although this remedy has been extensively tested under a large variety of conditions, the registration holder does not warrant that it will be efficacious under all conditions because the action and effect thereof may be affected by factors such as abnormal soil, climatic and storage conditions, quality of dilution water, compatibility with other substances not indicated on the label and the occurrence of resistance of weeds against the remedy concerned, as well as by the method, time and accuracy of application. The registration holder furthermore does not accept responsibility for damage to crops, vegetation, the environment or harm to man or animal, or for lack of performance of the remedy concerned due to failure by the user to follow the label instructions, or to the occurrence of conditions which could not have been foreseen in terms of the registration. Consult the supplier or registration holder in the event of any uncertainty.

PRECAUTIONS

- Avoid inhalation of spray mist.
- Wash contaminated clothing after use.
- Wear rubber gloves and a face shield when handling the concentrate.
- Wash with soap and water after accidental skin contact.
- Do not eat, drink or smoke whilst mixing and applying the product or before washing hands and face and change of clothing.
- Avoid drift of spray onto other crops, grazing, rivers, dams and areas not under treatment.
- Clean applicator with a household ammonia solution (1%) before using it with other remedies. Let solution stand for several hours, preferably overnight. Rinse at least twice. The applicator should not be used for applying chemicals other than herbicides. Dispose of wash water where it will not contaminate crops, grazing, rivers, dams etc.
- Prevent contamination of food, feeds, drinking water and eating utensils.
- **Invert the empty container over the spray or mixing tank and drain for at least 30 seconds after the flow has slowed down to a drip. Thereafter rinse the empty container three times with a volume of water equal to a minimum of 10% of that of the container before destroying the container. Destroy empty container and do not re-use for any other purpose.**

Symptoms of human poisoning:

Weakness and perhaps lethargy with cerebral depression, mental confusion and anorexia, diarrhoea, weight loss with hyper salivation, stomach cramps and vomiting.

First aid treatment

Inhalation: Remove patient from exposure, keep warm and at rest. If necessary, administer artificial respiration and give oxygen until normal breathing is restored. Obtain medical attention.

Skin contact: Wash contaminated skin with cold water, followed by soap and water.

Eye contact: Irrigate with eye wash solution or clean water for at least 15 minutes. Get medical attention.

Ingestion: If water diluted mixture has been swallowed, give copious quantities of either beaten egg white, starch solution or Milk of Magnesia before inducing vomiting. Repeat until vomit fluid is clear and free of smell of poison. Never give anything by mouth to an unconscious person. If breathing stops, start artificial respiration. Get medical help.

Note to physician:

There is no specific antidote. Symptomatic and supportive therapy as indicated.

WEEDS CONTROLLED

The following weeds are normally controlled by **MEGA 2,4-D** at the dosage rates indicated below.

Broadleaf weeds:	
1. <i>Amaranthus hybridus</i>	Perennial pigweed
2. <i>Arctotis leiocarpa</i>	Karoo daisy
3. <i>Bidens pilosa</i>	Blackjack
4. <i>Chenopodium album</i>	White goosefoot
5. <i>Commelina benghalensis</i>	Benghal wandering Jew
6. <i>Cosmos bipinnatus</i>	Cosmos
7. <i>Datura stramonium</i>	Thorn apple
8. <i>Galinsoga parviflora</i>	Gallant soldier
9. <i>Polygonum aviculare</i>	Prostrate knotweed
10. <i>Raphanus raphanistrum</i>	Wild radish
11. <i>Striga asiatica</i>	Common mealie-witchweed
12. <i>Tagetes minuta</i>	Khaki weed
13. <i>Tribulus terrestris</i>	Dubbeltjie
14. <i>Vicia sativa</i>	Broad-leaved purple vetch
15. <i>Xanthium strumarium</i>	Cocklebur
Grasses	
<i>Eleusine indica</i> (pre-emergence)	Goose grass
<i>Panicum schinzii</i> (pre-emergence)	Sweet buffalo grass

USE RESTRICTIONS

To prevent damage, do not permit vapor or spray mist to come into contact with sensitive broadleaf crops, fruit or ornamentals. Apply the product strictly in accordance with the application directions.

THE WIND SPEED AND DIRECTION AT THE TIME OF APPLICATION WILL DETERMINE THE DISTANCE WHICH MUST SEPARATE THE EDGE OF THE AREA TO BE SPRAYED FROM SUSCEPTIBLE CROPS

WIND SPEED km/h	AERIAL APPLICATION	GROUND APPLICATION
1.5 – 5	800 m downwind 800 m crosswind 15 m upwind	200 m downwind 200 m crosswind 6 m upwind
5 – 10	1 600 m downwind 800 m crosswind 15 m upwind	400 m downwind 200 m crosswind 1,5 m upwind
10 – 15	3 200 m downwind 800 m crosswind 15 m upwind	800 m downwind 400 m crosswind 1,5 m upwind
Above 15	Prohibited	Prohibited

Ground application:

- Avoid fine droplet size – use low pressure flat fan nozzles of 80° or equivalent anti-drift type, and do not exceed spray pressure of 200 kPa.
- Spray volume must exceed 150 l /ha.
- Do not exceed spray height of 50 cm above target and ground speed of 10 km/h.
- Do not apply if wind exceeds 15 km/h (as measured by hand-held wind recorder approved by the Registrar: Act 36 of 1947).
- The difference between the wet and dry bulb readings on a whirling hygrometer must not exceed 8 °C.

Aerial application:

Do not apply this product by air in KwaZulu-Natal. Aerial application of **MEGA 2,4-D** may only be done by a registered Aerial Application Operator using a correctly calibrated, registered aircraft according to the instructions of SANS Code 10118 (Aerial Application of Agricultural Pesticides). Ensure that the spray mixture is distributed evenly over the target area and that the loss of spray material during application is restricted to a minimum. It is therefore essential that the following criteria be met:

- **Volume:** A spray mixture volume of 30 - 40 ℓ / ha is recommended. As this product has not been evaluated at a reduced volume rate, the registration holder cannot guarantee efficacy, or be held responsible for any adverse effects if this product is applied aurally at a lower volume rate than recommended above.
- **Droplet coverage:** 25 - 35 droplets / cm² must be recovered at the target area.
- **Droplet size:** A droplet spectrum with a VMD of 350 - 400 micron is recommended. Limit the production of fine droplets less than 150 micron (high drift and evaporation potential) to a minimum.
- **Flying height:** Maintain the height of the spray boom at 3 - 4 m above the target. Do not spray when aircraft dives, is in a climb or when banking
- Use suitable atomising equipment that will produce the desired droplet size and coverage, but which will ensure the minimum loss of product. The spraying system must produce a droplet spectrum with the lowest possible Relative Span.
- Position all the atomisers within the inner 60 - 75 % of the wingspan to prevent droplets from entering the wingtip vortices.
- The difference in temperature between the wet and dry bulb thermometers, of a whirling hygrometer, should not exceed 8 °C.
- Stop spraying if the wind speed exceeds 15 km / h.
- Stop spraying under turbulent, unstable and dry conditions during the heat of the day.
- Spraying under temperature inversion conditions (spraying in or above the inversion layer) and/or high humidity conditions (relative humidity 80 % and above) may lead to the following:
 - a) reduced efficacy due to suspension and evaporation of small droplets in the air (inadequate coverage).
 - b) damage to other sensitive crops and/or non-target areas through drifting of the suspended spray cloud away from the target field.
- Ensure that the Aerial Spray operator knows exactly which fields to spray.
- Obtain an assurance from the Aerial Spray Operator that the above requirement will be met and that the relevant data will be compiled in a logbook and kept for future reference.

RESISTANCE WARNING:

For resistance management, **MEGA 2,4-D** is a group code O herbicide. Any weed population may contain individuals naturally resistant to **MEGA 2,4-D** and other group code O herbicides. The resistant individuals can eventually dominate the weed population if these herbicides are used repeatedly. These resistant weeds may not be controlled by **MEGA 2,4-D** or any other group code O herbicide.

To delay weed resistance:

- Avoid exclusive repeated use of herbicides from the same herbicide group code. Alternate or tank mix with products from different herbicide group codes.
- Integrate other control methods (chemical, cultural, biological) into weed control programmes.

For specific information on resistance management contact the registration holder of this product.

DIRECTIONS FOR USE

Use only as directed.

Do not apply to land adjacent to susceptible crops.

Post-emergence application:

Spraying should only be carried out when the crop is in a suitable stage of development as indicated below.

For the best results, weeds should be sprayed when in the young stage and growing vigorously. As they mature the rate of application should be increased accordingly, but the prescribed rates must not be exceeded. When in flower, most weeds are resistant to normal application. Rainfall 12 hours after application will not reduce the effectiveness of the weed killer.

MIXING AND APPLICATION

Half-fill the spray tank with suitable water and add the required amount of **MEGA 2,4-D** whilst agitating. Fill the spray tank to the desired volume. Agitate to ensure mixing before application. **The tank mixture should be sprayed out immediately and not allowed to stand in the spray tank overnight.** The spraying equipment should be cleaned thoroughly after application.

COMPATIBILITY

The compatibility of **MEGA 2,4-D** with other products depends on the formulations of the respective products as well as the quality of the spray water to be used. As formulations change from time to time it is recommended that a physical compatibility test be done prior to the tank mixture being made.

APPLICATION METHODS

Ensure that the equipment is correctly calibrated and is checked regularly during application to ensure even and accurate application. **Constant agitation throughout the spray operation is essential.**

Only clean water should be used.

MEGA 2,4-D should be diluted with water and applied as a uniform fine spray. The exact amount of clean water will be determined by the application equipment. The best results will be achieved if a spray volume of no less than 200 l / ha is used. Always calibrate the equipment to be used to ensure that the correct amount is applied per hectare.

CROP	DOSAGE (l /ha)	REMARKS
Maize (post-emergence) after 460 mm height	2 l	Grasses which have already emerged will not be controlled. NB: Drop arms must be used. The addition of a spreader / sticker is recommended. Maize may become malformed and brittle after application but this is usually of a temporary nature.
Grain sorghum (post-emergence)	2 l	Apply when plants are 150 mm high or about 3 weeks after emergence of the crop only. Spray may be applied later provided directed spraying using drop arms is practiced.
Wheat (post-emergence only)	1.35 – 2.7 l	Apply between growth stages 7 (centre double ridges enlarged) and 13 (awn of top spikelets elongated) according to the list of Growth stages of the ARC-Institute for Small Grains, Bethlehem.
Barley and Rye	1.5 – 2.6 l	Apply in the 5 – 7 leaf stage of the Barley and Rye crop.
Grass pastures	3.3 – 4.4 l	Apply once grass is established and growing actively. Repeat if necessary.
Weeds in lawns and golf courses	3.3 – 4.4 l	Apply once the grass is established. For lawns repeat applications may be necessary. Application of nitrogenous fertilizer 2 – 3 weeks before spraying is recommended.

Sugarcane (post- emergence only)	5.25 – 7.25 ℓ	Apply in 300 – 400 ℓ water / ha. If the cane exceeds a height of 400 mm or has unfurled more than 5 leaves per shoot, directed spraying must be carried out or else the growth may be retarded.
----------------------------------	---------------	---

WAARSKUWINGS

- Moet nie behandelde gebiede binne 7 dae na toediening bewei nie.
- Hanteer versigtig.
- Giftig wanneer deur vel geabsorbeer, ingesluk of ingeasem word.
- Giftig vir visse en bye.
- Bêre weg van enige voedsel, voere en saad in 'n koel, droë plek weg van enige hitte en vlamme.
- Hou buite bereik van kinders, oningeligte persone en diere.
- **Herbetreding:** Moet nie binne 1 dag na toediening betree nie, behalwe as beskermende oorklere gedra word.
- **In die geval van vergiftiging skakel die dokter en wys vir hom/haar die etiket.**
- **Lugtoediening:** Stel al die inwoners in die onmiddellike omgewing van die gebied wat gespuit word in kennis en reik die nodige waarskuwings uit. Moet nie oor aangrensende gebiede of water spuit of toelaat dat die wegdrywing van die spuitnewel die gebiede besoedel nie.

Alhoewel hierdie middel omvattend onder 'n groot verskeidenheid toestande getoets is, waarborg die registrasiehouer nie dat dit onder alle toestande doeltreffend sal wees nie omdat die werking en doeltreffendheid daarvan kan beïnvloed word deur faktore soos abnormale grond-, klimaats- en bergingstoestande, kwaliteit van die verdunningswater, verenigbaarheid met ander stowwe wat nie op die etiket aangedui word nie en die voorkoms van weerstand van die onkruid teen die betrokke middel sowel as die metode, tyd en akkuraatheid van toediening. Verder aanvaar die registrasiehouer nie verantwoordelikheid vir skade aan gewasse, plantegroei en die omgewing of nadelige invloede op mens of dier of vir 'n gebrek aan prestasie van die betrokke middel as gevolg van versuim van die gebruiker om etiketaanwysings na te kom, of as gevolg van die ontstaan van toestande wat nie kragtens die registrasie voorsien kon word nie. Raadpleeg die verskaffer in die geval van enige onsekerheid.

VOORSORGMAATREËLS

- Verhoed die inaseming van sproei.
- Was besoedelde klere na gebruik.
- Dra rubberhandskoene, en gesigskerm wanneer die konsentraat hanteer word.
- Was met water en seep na toevallige velkontak.
- Moet nie eet, drink of rook terwyl die mengsel aangemaak en toegedien word of voordat hande en gesig gewas of skoon klere aangetrek is nie.
- Verhoed die wegdrywing van die spuitstof na ander gewasse, weiding, riviere, damme en areas nie onder behandeling nie.
- Reinig die spuitapparaat met 'n huishoudelike ammoniakoplossing (1%) voordat ander middels gebruik word. Laat die oplossing vir 'n hele paar ure staan, verkieslik oornag. Spoel ten minste twee keer deur. Die toediener moet vir geen ander doel gebruik word behalwe vir die gebruik van onkruidodders nie. Raak ontslae van die spoelwater op 'n plek waar dit nie gewasse, weidings, riviere, damme ens. sal besoedel nie.
- Verhoed die besoedeling van voedsel, voer, drinkwater en eetgerei.
- Keer die leë houer oor die spuittenk en laat dit leeg loop vir omtrent 30 sekondes nadat die vloeistof stadig geraak het tot enkele druppels. Daarna moet die houer **drie keer** uitgespoel word met water gelyk of tot 'n minimum van 10% van die houer se volume voordat die houer vernietig word. Die spoelmiddel moet in die spuittenk uitgegooi word.

Simptome van menslike vergifting

Swakheid en moontlike lusteloosheid met serebrale depressie, psigiese deurmekaarheid en anoreksie, diarree, gewigsverlies, met hiper-speekselaafskeiding, maagkrampe en braking.

Noodhulp

Inaseming: Verwyder die pasiënt vanaf enige blootstelling, hou warm en in rustende posisie. Indien nodig, maak gebruik van kunsmatige asemhaling en voorsien suurstof totdat normale asemhaling plaasvind. Verkry mediese hulp.

Velkontak: Was besoedelde vel met koue water, opgevolg met seep en water

Oogkontak: Spoel oë uit met oogwasoplossing of skoon water vir ten minste 15 minute. Verkry mediese aandag.

Inname: Indien die verdunde watermengsel ingesluk is, voorsien oorvloedige volumes van geklitste eierwit, styseloplossing of Magnesia Melk voordat daar oorgegaan word om braking te induseer. Herhaal die mengsel totdat die brakingsvloeistof helder en/of vry van enige vergiftingsreuke is. Moet niks per mond

vir 'n bewustelose persoon gee nie. Indien asemhaling stop, begin met kunsmatige asemhaling. Verkry mediese hulp.

Nota aan Geneesheer:

Daar is geen spesifieke teenmiddel nie. Simptomatiese en ondersteunende terapie soos aangedui.

ONKRUIDE BEHEER:

Die volgende onkruid word normaalweg deur **MEGA 2,4-D** teen die genoemde dosisse beheer:

Breeblaar onkruid:	
<ol style="list-style-type: none"> 1. <i>Amaranthus hybridus</i> 2. <i>Arctotis leiocarpa</i> 3. <i>Bidens pilosa</i> 4. <i>Chenopodium album</i> 5. <i>Commelina benghalensis</i> 6. <i>Cosmos bipinnatus</i> 7. <i>Datura stramonium</i> 8. <i>Galinsoga parviflora</i> 9. <i>Polygonum aviculare</i> 10. <i>Raphanus raphanistrum</i> 11. <i>Striga asiatica</i> 12. <i>Tagetes minuta</i> 13. <i>Tribulus terrestris</i> 14. <i>Vicia sativa</i> 15. <i>Xanthium strumarium</i> 	<p>Meerjarige misbredie Gousblom Knapsekêrel Wit hondebossie Bengaalse wandelende jood Kosmos Stinkblaar Knopkruid Voëlduisendknoop Wilde radys Algemene Mielie-heks onkruid Kakiebos Dubbeltjie Breëblaarperswieke Kankerroos</p>
<p>Grasse <i>Eleusine indica</i> (voor-opkoms) <i>Panicum schinzii</i> (voor-opkoms)</p>	<p>Jongosgras Soet Buffelsgras</p>

GEBRUIKSBEPERKINGS

Om skade te voorkom moet nie toelaat dat spuitmis en spuitdampe in kontak met sensitiewe breëblaargewasse, vrugte of sierplante kom nie. Dien die produk streng in oorleg met die toedieningsinstruksies toe.

DIE WINDSPOED EN RIGTING OP DIE TYDSTIP VAN TOEDIENING SAL DIE AFSTAND VAN SKEIDING TUSSEN DIE GRENSAREA EN DIE VATBARE GEWASSE BEPAAL.

WINDSPOED km/h	LUGTOEDIENING	GRONDOEDIENING
1.5 – 5	800 m afwaartse wind 800 m dwarswind 15 m opwaartse wind	200 m afwaartse wind 200 m dwarswind 6 m opwaartse wind
5 – 10	1 600 m afwaartse wind 800 m dwarswind 15 m opwaartse wind	400 m afwaartse wind 200 m dwarswind 1,5 m opwaartse wind
10 – 15	3 200 m afwaartse wind 800 m dwarswind 15 m opwaartse wind	800 m afwaartse wind 400 m dwarswind 1,5 m opwaartse wind
Bokant 15	Verbode	Verbode

Grondtoediening:

- Vermo klein druppelgroottes – maak gebruik van lae-druk platwaaierspuitpunte van 80 grade of ekwivalente anti-wegdryf tipe, en moet nie die spuitdruk van 200 kPa oorskry nie.
- Spuitvolume moet 150 liter/ha oorskry.
- Moet nie die spuithoogte van 50 cm bokant die teikenarea oorskry nie en ook nie die grondspoed van 10 km/h nie.
- Moet nie toedien as winde 15 km/h oorskry nie (soos gemeet deur 'n draagbare windspoedmeter wat goedgekeur is deur die Registrateur: Wet 36 van 1947).

- Die verskil tussen die nat- en droë bollesing op 'n swaai-higrometer moet nie 8 grade oorskry nie.

Lugtoediening:

Moet nie hierdie produk in Kwazulu-Natal as 'n lugbespuiting toedien nie. Lugtoediening van **MEGA 2,4-D** mag slegs gedoen word deur 'n Geregistreerde Lugoperateur wat gebruik maak van die korrek gekalibreerde geregistreerde vliegtuig in ooreenstemming met die instruksies wat voorkom in die SANS Kode 10118 (Aerial Application of Agricultural Pesticides). Verseker die egalige toediening van die spuitmengsel oor die teikengebied en dat die verlies aan spuitmengsel tydens toediening tot 'n minimum beperk word. Dit is belangrik dat die volgende kriteria nagekom word:

- **Volume:** 'n Spuitmengsel volume van 30 – 40 liter/ha word aanbeveel. Omdat die produk nog nie teen laer volumes evalueer is nie, kan die registrasiehouer nie effektiwiteit waarborg of verantwoordelik gehou word vir enige negatiewe effek as gevolg van lugtoediening teen laer volumes as andersins aangedui nie.
- **Druppelbedekking:** 25 – 35 druppels per vierkante sentimeter, moet die teikengebied dek.
- **Druppelgrootte:** 'n Druppelgrootte spektrum met 'n VMD van 350 – 400 mikron word aanbeveel. Beperk die produksie van druppels minder as 150 mikron (hoë wegdrywing en verdamping potensiaal) tot 'n minimum.
- **Vlieghoogte:** Handhaaf die spuihoogte van die spuitbalk 3 – 4 meter bokant die teikenarea. Moet nie toedien wanneer die vliegtuig draai, duik of klim nie.
- Gebruik die gepaste **atomiseringstoerusting** wat die gepaste druppelgrootte en bedekking tot gevolg sal hê en verliese van die spuitmengsel tot 'n minimum sal beperk. Die spuitsistiem moet die druppelspektrum tot gevolg hê met die laagste moontlike Relatiewe Span.
- Posisioneer alle atomiseerders in die binneste 60 – 75% van die vlerkspan om te verhoed dat die druppels die **vlerkpuntvortekse** binnedring.
- Die verskil in **temperatuur** tussen droë- en nat bol termometers, van swaai-higrometers, moet nie 8 grade oorskry nie.
- Staak enige bespuitings wanneer die **windspoed** 15 km/h oorskry.
- Staak bespuiting onder turbulente, onstabiele droë toestande en op die hitte van die dag.
- Bespuitings onder temperatuurinversie-toestande (bespuiting binne-in of bokant die inversielaag) en/of hoë humiditeitskondisies (relatiewe humiditeit 80% en meer) mag die volgende tot gevolg hê:
 - a. Verminderde effektiwiteit vanweë suspensie en verdamping van klein druppels in die lug (lei tot onvoldoende bedekking).
 - b. Beskadiging van ander sensitiewe gewasse/nie-teikenareas a.g.v. wegdrywing van die spuitnewel van die teikengebied.
- Maak seker dat die Lugbespuitingsoperateur presies weet watter areas hy moet spuit.
- Verkry 'n versekering van die Spuitoperateur dat hy presies weet wat van hom verwag word en dat hy die vereistes vir bespuiting presies sal nakom. Voorts moet hy alle data in sy rekordhoudingsboek aanteken vir toekomstige verwysings.

Weerstandswaarskuwing:

Vir weerstandsbestuur is **MEGA 2,4-D** 'n groeppkode O onkruidodder. Enige populasie van 'n spesifieke onkruid mag individueel insluit wat 'n natuurlike weerstand teen **MEGA 2,4-D**, of enige ander groeppkode O onkruidodders het. Indien hierdie onkruidodders herhaaldelik aangewend word, kan die weerstandbiedende individue uiteindelik die onkruidpopulasie oorheers. Hierdie weerstandbiedende onkruid sal waarskynlik nie deur **MEGA 2,4-D** of enige ander groeppkode O onkruidodder beheer word nie.

Om weerstand teen onkruidodders te vertraag:

- Vermy die eksklusiewe herhaaldelike gebruik van onkruidodders met dieselfde groepkode. Wissel af met, of gebruik tenkmengsels van, produkte in verskillende onkruidoddergroepcodes.
- Integreer ander beheermaatreëls (chemies, verbouing, biologies) in onkruidbeheerprogramme.

Vir spesifieke inligting oor weerstandsbestuur kontak die registrasiehouer van hierdie produk.

GEBRUIKSAANWYSINGS:

Gebruik slegs soos aangewys.

Moet nie op 'n area toedien wat langs vatbare gewasse geleë is nie.

Na-opkoms toediening:

Die bespuitings moet plaasvind slegs wanneer die gewas op 'n gepaste stadium van ontwikkeling is soos hieronder aangedui.

Vir die beste resultate, moet onkruid gespuit word in 'n jong fase en terwyl dit kragtig groei. Soos wat die onkruid ouer raak moet die toedieningsvolume in ooreenstemming toeneem, maar die voorgeskrewe toedieningsvolumes moet nie oorskry word nie. Wanneer in blom, is die meeste onkruid minder vatbaar vir normale toediening. Reënval 12 ure na toediening sal nie die effektiwiteit van die onkruidoder beïnvloed nie.

MENGINSTRUKSIES

Maak die spuittenk halfvol met geskikte water en voeg die benodigde hoeveelheid **MEGA 2,4-D** by terwyl water aanhoudend geroer word. Maak die spuittenk tot die finale volume vol. Roer goed om vermenging te verseker voordat die mengsel toegedien word. **Die tenkmengsel moet onmiddellik uitgespuit word en nie toegelaat word om oornag in die spuittenk te staan nie.** Die spuittoerusting moet aan die einde van toediening deeglik uitgewas word.

VERENIGBAARHEID

Die verenigbaarheid van **MEGA 2,4-D** met ander produkte hang van die formulering van die betrokke produkte af, asook van die kwaliteit van die spuitwater. Deurdadig formulering van tyd tot tyd verander word dit aanbeveel om 'n fisiese verenigbaarheidstoets uit te voer voordat die tenkmengsel gemaak word.

TOEDIENINGSMETODES

Maak seker dat spuittoerusting korrek gekalibreer is en gedurende die toediening nagegaan word om seker te maak dat die toediening egalig en akkuraat is. **Aanhoudende roering is noodsaaklik deur die hele spuitoperasie. Net skoon water moet gebruik word.**

MEGA 2,4-D moet met water verdun word en as 'n egalige fyn sproei toegedien word. Die korrekte hoeveelheid skoon water sal deur die toedieningsapparate bepaal word. Die beste resultate sal bereik word indien daar nie minder as 200 l/ha spuitmengsel gebruik word nie. Kalibreer altyd die spuittoerusting voor gebruik om te verseker dat die korrekte volume per hektaar toegedien word.

GEWAS	DOSIS (l /ha)	OPMERKINGS
Mielies (na-opkoms) na 460 mm hoogte	2 l	Grasse wat reeds opgekom het, sal nie beheer word nie. LW: "Drop arms" moet gebruik word. Addisioneel moet 'n benatter of kleefmiddel gebruik word. Mielies mag misvorm of broos voorkom, maar dit is slegs van tydelike aard
Graansorghum (na-opkoms)	2 l	Dien toe wanneer plante 150mm hoog is of drie weke na die opkoms van die gewas alleenlik. Toediening mag later plaasvind met die verstande dat gerigte toediening moet plaasvind met die "drop arms".

Koring (na-opkoms alleenlik)	1.35 – 2.7 ℓ	Dien toe tussen groeistadia 7 (middel dubbel rante vergroot) en 13 (baard van boonste aartjies verleng) in oorleg met die lys van Groeistadia van die LNR-Kleingraaninstituut, Bethlehem.
Gars en Rog	1.5 – 2.6 ℓ	Dien toe in die 5 – 7 blaarstadium van die Gars en Rog gewasse.
Grasweidings	3.3 – 4.4 ℓ	Dien toe wanneer gras gevestig is en aktief groei. Herhaal indien nodig.
Onkruid op Grasperke en Gholfbane	3.3 – 4.4 ℓ	Dien toe wanneer gras gevestig is. Vir grasperke is herhaaldelike toediening nodig. Die toediening van Stikstof bevattende kunsmis 2 – 3 weke voor toediening word aanbeveel.
Suikerriet (na-opkoms alleenlik)	5.25 – 7.25 ℓ	Dien toe in 300 – 400 ℓ water/ha. Indien die suikerriet 'n hoogte van 400mm oorskry of meer as 5 blare per loot ontvou, moet gerigte bespuiting toegedien word, anders mag groei vertraag word.