

V8


BEFORE USING THIS PRODUCT, READ THE LABEL CAREFULLY

VERWYS NA BESONDERHEDE SOOS OP HOUER / SAK GEDRUK

GEbruiksaanwysings Ingesluit
Lidnommer
Datum van vervaardiging

V8

HERBICIDE



Reg. No. L10379, Act/Wet No. 36 of/van 1947

1:23/11/2017

An emulsifiable concentrate pre-emergence herbicide for the control of weeds in the crops as indicated.


'n Emulgeerbare konsentraat vooropkoms onkruidodder vir die beheer van onkruid in die gewasse soos aangedui.




HRAC HERBICIDE GROUP CODE	N	HRAC ONKRUIDDODDERGROEPKODE
ACTIVE INGREDIENT / AKTIEWE BESTANDDEEL		
Triallate (thiocarbamate)	480 g/l	Triallate (tiokarbamaat)

Registration Holder / Registrasiehouer
Meridian Agrochemical Company (Pty.) Ltd. / (Edms.) Bpk.
 Reg. No. 2000/010819/07
 P.O. Box / Posbus 436, Modderfontein, 1645, South Africa / Suid-Afrika




20l

UN Number: 3082



CAUTION / VERSIGTIG

WARNINGS

- Handle with care.
- May cause skin and eye irritation.
- Keep out of reach of children, animals and uninformed people.
- Store under lock and key in a cool, dry, well-ventilated area away from food, feed, seed, fertilizers and other types of agricultural remedies.
- Avoid skin and eye contact.
- Wear protective clothing (rubber gloves and face shield) when handling the concentrate.
- Toxic to fish.
- Do not apply **V8** more than once per growing season on the same area.
- Do not spray over, or allow any spray drift to contaminate, water and adjacent areas.
- Comply with the instructions for use in order to avoid risks to man and the environment.
- Store in the original, tightly closed container away from sun and damp.
- **Re-entry:** Do not enter the treated area until the spray deposit has dried unless wearing protective clothing.
- **V8** has been tested on the most important commercial cultivars without any phytotoxic effects. More susceptible cultivars may be released in the future which need to be tested; for this, apply **V8** to a limited test area before commercial applications are made.

Although this remedy has been extensively tested under a large variety of conditions, the registration holder does not warrant that it will be effective under all conditions. The activity and effect thereof may be affected by factors such as abnormal soil, climatic and storage conditions, quality of dilution water, compatibility with other substances not indicated on the label and the occurrence of resistance of the weed against the remedy, as well as by the method, time and accuracy of application. The registration holder furthermore does not accept responsibility for damage to crops, vegetation, the environment or harm to man or animal, or for lack of performance of the remedy concerned due to failure by the user to follow the label instructions, or to the occurrence of conditions which could not have been foreseen in terms of the registration. Consult the supplier in the event of any uncertainty.

PRECAUTIONS

- Do not contaminate surface water or ditches with any chemicals or used containers.
- Product must be stored sealed in the original product container.
- Avoid prolonged or repeated exposure to the spray mist.
- Do not smoke, eat or drink whilst handling this product or before washing hands and face and changing clothes.
- Prevent contamination of food, feed, drinking water as well as eating utensils • Avoid skin, eye or clothing contact with the concentrate or spray mixture.
- Wear protective clothing (impermeable gloves, and eye / face protection) while handling this product.
- Wash with soap and water directly after use.
- Thoroughly wash protective equipment and contaminated clothing after use.
- Wash immediately after accidental skin contact with soap and water.
- In case of eye contact, immediately flush with plenty of water.
- Do not inhale spray mist.
- Invert the empty container over the spraying or mixing tank and allow it to drain for at least thirty seconds after the flow has slowed down to a drip. Thereafter, rinse the container three times with a volume of water equal to at least 30% of the volume of the container. Add the rinsings to the contents of the spray tank before destroying the container in the prescribed manner.
- Avoid spray drift onto other crops, grazing, rivers, dams or other areas not under treatment.
- Clean all equipment thoroughly following use and dispose of the wash water where it will not pollute the environment or contaminate crops, grazing, rivers or dams. Refer to **SPRAYER CLEAN-OUT**.
- Application equipment must not be flushed or drained near any desirable plants, shrubs or trees or within their root zones.
- Keep children and animals away from stacked and waste material.
- If swallowed, do not induce vomiting. Give the patient a glass of water to drink if the patient is alert and able. Do not give the patient alcohol.
- Destroy the empty container by perforation and flattening and dispose of it in a safe way in accordance with local regulations. Do not use it for any other purpose.

SYMPTOMS OF HUMAN POISONING

Eye contact: Based on toxicology data, may cause pain, redness and tearing. Direct contact or excessive exposure to the hydrocarbon solvent vapors may result in eye irritation.

Skin contact: Based on toxicology data, only slightly toxic. Prolonged or repeated contact with the hydrocarbon solvents may cause pain, redness and dryness of skin.

Ingestion: Based on toxicology data, only slightly toxic. No significant adverse health effects are expected to develop if only small amounts (less than a mouthful) are swallowed. Coughing, choking and shortness of breath may occur if the material is accidentally drawn into the lungs during swallowing or vomiting. This product contains a hydrocarbon solvent and an emulsifier which, if swallowed, may result in stomach upset with nausea and vomiting, and Central Nervous System depression including headache, dizziness, fatigue and, with more serious exposures, incoordination and unconsciousness.

Inhalation: Based on toxicology data, only slightly toxic. Inhalation of the hydrocarbon solvent vapors may be irritating to the respiratory tract. Prolonged or excessive inhalation of the hydrocarbon solvent vapors may result in Central Nervous System depression.

FIRST AID TREATMENT

Have the product container, label or Safety Data Sheet with you when calling a poison control center, physician or when going for treatment.

Eye contact: Irrigate immediately with eyewash solution or clean water, holding the eyelids apart, for at least 15 minutes. Remove contact lenses. **Seek medical assistance immediately.**

Skin contact: Immediately remove all contaminated clothing. Wash the skin immediately with cold water, followed by soap and water. Do not rub the skin. Wash contaminated clothing before re-use.

Inhalation: Remove patient from exposure. As a precaution, seek medical assistance.

Ingestion: Have the patient sip a glass of water if they are alert and able to swallow. **Seek medical assistance immediately** and show this container, label or safety data sheet if possible. Do not induce vomiting unless advised to do so by a physician. Do not give anything by mouth to an unconscious patient.

NOTE TO PHYSICIAN

This product contains an aromatic hydrocarbon solvent. No specific antidote is available, treat symptomatically and supportively. If vomiting and aspiration occurs, the solvents present may cause pulmonary pneumonitis. In case of ingestion, gastric lavage may be indicated.

USE RESTRICTIONS

- Consult the sales agent of your local Distributor for on farm advice before using **V8**.
- **Emerged weeds:** Wild oats which have already emerged will not be controlled by **V8** and should be controlled either by prior cultivation or the application of a knockdown herbicide. In this case, enough time should be allowed for the herbicide to take full effect. Refer to the relevant registered product label for instructions on use.
- **Planting depth:** Reduced emergence of wheat or barley may occur if the seed is planted at a depth of less than 2 cm, as this could create the risk of newly germinated wheat or barley coming into contact with **V8** treated soil. Do not plant wheat or barley deeper than 5 cm.
- **Dry soil:** Under very dry soil surface (top 2 – 3 cm) conditions, wild oats may not be controlled. Soil moisture is essential for the activation of **V8** and form a gaseous solution within the soil. Under dry conditions with insufficient soil moisture, germination of wild oats may also occur at greater depths and could result in reduced control.
- **Heavy, wet or compacted soil:** Special care must be taken on heavy clay soils and / or very wet soils to ensure sufficient incorporation of **V8**. These soils may smear rather than flow through planting equipment, leaving the **V8** unincorporated. Crop injury may occur in water saturated soils and soil compacted by wheel tracks.
- **Seedbed preparation:** The soil should be free of large clods (larger than 75 mm in diameter) and should not have any crop or weed residues that will interfere with the free flow of soil through the planting equipment as this could result in poor incorporation of **V8**. Large clods may leave gaps for **V8** vapour to escape. Wild oats seed germinating in clods will also not be controlled.

- **Planter type, tine spacing and speed:** It is extremely important that the correct type of airseeded planter with the correct tine spacing and operated at the correct planting speed (minimum of 6 km / h) is used to incorporate **V8** in order to ensure optimum efficacy whilst preventing crop damage.
- **Soil persistence and following crops:** Under normal soil moisture conditions, **V8** is active for 6 – 8 weeks during which wild oats should be controlled. If prolonged dry conditions persist after application of **V8**, following crops should only be planted 2 months after receiving good, soaking rain. If **DIVERT 75 WG** is tank mixed with **V8**, then the re-cropping restrictions will apply as per the **DIVERT 75 WG** product label.
- Do not apply to any crop or situation not mentioned in this label.
- Do not apply this product in combination or tank mixture with any other product or agricultural remedy which is not specifically listed on this label. Meridian Agrochemical Company (Pty) Ltd accepts no responsibility for any negative effects experienced if the instructions on this label are not adhered to, unless a Meridian representative was consulted beforehand.

RESISTANCE WARNING

For resistance management, **V8** is a group code N herbicide. Any weed population may contain individuals naturally resistant to **V8** and other Group Code N herbicides. These resistant individuals can eventually dominate the weed population if these herbicides are used repeatedly. These resistant weeds may not be controlled by **V8** or any other Group Code N herbicides.

To delay herbicide resistance:

- Avoid exclusive repeated use of herbicides from the same herbicide Group Code. Alternate or tank mix with registered products from different herbicide Group Codes.
- Integrate other control methods (chemical, cultural, biological) into weed control programmes.
- Avoid repeated use of Group N Herbicides.
- Maintain herbicide use records for each field.
- Plan crop rotations to allow for the use of herbicides from different mode of action groups.
- Prevent the movement of resistant weed seeds and vegetation to other fields by cleaning harvesting and tillage equipment and by planting clean seed.
- When grazing, start with lands with the lowest weed resistance before moving to lands with a high resistance as the animals may spread the seed.
- Inspect each treated land within 3 weeks of weed germination for the presence of wild oats in order to identify the occurrence of resistance of the earliest possible stage and enable follow up with a suitably registered post emergence herbicide which does **NOT** belong to the herbicide group code N.

For specific information on resistance management contact the registration holder of this product.

The presence of resistant weeds is difficult to detect prior to use and, therefore, neither the Registration Holder nor the Distributor can accept responsibility for any losses as a result of **V8** not controlling resistant weeds. Do not apply **V8** alone in situations where weed resistance has been confirmed. Sub-standard application of **V8** will lead to inferior weed control and may assist in development of herbicide resistance. It is of the utmost importance to inspect treated areas at regular intervals in order to identify the occurrence of herbicide-resistant weeds timeously.

A local farm strategy for preventing and managing resistance should be adopted, Guidelines have been produced by the Herbicide Resistance Action Group (HRAC) and copies are available from HRAC, your distributor or agents, independent crop advisor or Meridian Agritech.

MODE OF ACTION

V8 is a member of the thiocarbamate group of herbicides and has the inhibition of lipid synthesis mode of action. It is a selective herbicide which is absorbed principally by the coleoptiles.

DIRECTIONS FOR USE

Use only as directed.

Only for use in the Western, Southern and Eastern Cape (not beyond Humansdorp).

COMPATIBILITY

The compatibility of **V8** with other products depends on the formulations of the respective products as well as the quality of the spray water to be used. As formulations change from time to time it is recommended that a physical compatibility test be done prior to the tank mixture being made. Do not mix with any products not listed in this label. **V8** is compatible with **DIVERT 75 WG**.

When using other products in a spray program with **V8** always consult the labels of those particular products regarding directions and restrictions for their application and crop rotation recommendations.

Consult a Meridian Agritech representative for details.

MIXING AND APPLICATION INSTRUCTIONS

Half-fill the spray tank with suitable water, then add the required amount of **V8** to the water in the tank while agitating. Fill the spray tank to the desired volume. Should tank mixtures with other herbicides be made, follow the respective manufacturers' label recommendations. **Tank mixtures must be sprayed out immediately and not be allowed to stand in the spray tank overnight.** Spraying equipment must be thoroughly flushed out at the end of the spraying operation.

When a tank mixture of **V8** and **DIVERT 75 WG** is made, the **DIVERT 75 WG** must be added first. This must be well-mixed and in suspension before **V8** is added.

Ensure constant and thorough agitation during mixing and spray operations.

APPLICATION METHODS

Apply **V8** by means of a tractor mounted boom sprayer fitted with flat fan nozzles and correctly calibrated to deliver 80 – 150 l of spray mixture per hectare. Use a spraying pressure of approximately 200 – 240 kPa. Avoid application of **V8** under strong and / or gusty wind conditions. Stop spraying if the wind exceeds 15 km / h. Do not apply by aircraft. See **INCORPORATION** below.

INCORPORATION

Incorporate **V8** within 4 hours after application with an airseeder planter at a speed of 6 – 7 km / h, which provides full soil disturbance free of pronounced ridging. The point size (width of tine blade) should be matched to tine spacing to ensure even incorporation in relation to soil type and planter speed. Do not incorporate with standard gravity flow or other non-airseeder planters.

SPRAYER CLEAN-OUT

The sprayer should be thoroughly cleaned following application of **V8** and before any other crop is sprayed to avoid damage to such crops:

- Drain the entire applicator system thoroughly.
- Flush the system with clean water and drain again.
- Add approximately 100 l of clean water in the tank, circulate it throughout the entire system for at least 10 minutes and open the nozzles for at least 5 minutes. Dispose of the remaining liquid. If **V8** is applied in a tank mixture with **DIVERT 75 WG**, see the **DIVERT 75 WG** label regarding cleaning of the applicator.

RECOMMENDATIONS

CROP	WEEDS CONTROLLED	APPLICATION RATE / ha	REMARKS
Wheat (<i>Triticum aestivum</i>)	Wild oats (<i>Avena fatua</i>) (See remarks for other weed species)	1.7 l V8	<p>V8 should be sprayed on a well-prepared seedbed in a friable condition, free from plant rests or large clods, just before planting and incorporated using an airseeded planter within 4 hours following application. See USE RESTRICTIONS for advice and warnings regarding the use of V8.</p> <p>DIVERT 75 WG may be tank mixed with V8 to assist with the control of wild oats, ryegrass as well as certain broadleaf weeds. Refer to the DIVERT 75 WG label for full details.</p>
	Ryegrass (<i>Lolium spp.</i>)	3.0 l V8	
Barley (<i>Hordeum vulgare</i>)	Wild oats (<i>Avena fatua</i>) (See remarks for other weed species)	1.7 l V8	<p>V8 should be sprayed on a well-prepared seedbed in a friable condition, free from plant rests or large clods, just before planting and</p>
			<p>incorporated using an airseeded planter within 4 hours following application. See USE RESTRICTIONS for advice and warnings regarding the use of V8</p> <p>DIVERT 75 WG may be tank mixed with V8 to assist with the control of wild oats, ryegrass as well as certain broadleaf weeds. Refer to the DIVERT 75 WG label for full details.</p>

ACKNOWLEDGEMENT OF TRADEMARKS

Divert 75 WG (L. 8132)

Meridian Agrochemical Company (Pty) Ltd

WAARSKUWINGS

- Hanteer versigtig.
- Kan vel- en oogirritasie veroorsaak.
- Hou buite bereik van kinders, diere en oningeligte persone.
- Bêre agter slot-en-grendel in 'n koel, droë, goed geventileerde plek, weg van voedsel, voer, saad, kunsmis en ander landboumiddels.
- Vermoë kontak met die vel en oë.
- Dra beskermende klere (rubberhandskoene en gesigskerm) wanneer die konsentraat hanteer word.
- Giftig vir visse.
- Moet nie **V8** meer as een keer per groeiseisoen op dieselfde land toedien nie.
- Moet nie bo-oor water en aangrensende gebiede spuit nie, of toelaat dat spuitnewel hierdie genoemde gebiede besoedel nie.
- Voldoen aan die gebruiksaanwysings se instruksies om gevare teenoor mens en die omgewing te vermy.
- Bêre in die oorspronklike, digsluitende houër weg van sonlig en klammigheid.
- **Herbetreding:** Moenie die behandelde gebied betree alvorens die spuitneerslag droog is nie, tensy beskermende oorklere gedra word.
- **V8** is sonder enige fitotoksiseitskade op die mees belangrikste kommersiële kultivars getoets. Meer vatbare kultivars mag in die toekomst vrygestel word wat eers getoets moet word; hiervoor moet **V8** eers op 'n klein toetsoppervlakte aangewend word, alvorens groot kommersiële bespuitings gemaak word.

Alhoewel hierdie middel omvattend onder 'n groot verskeidenheid toestande getoets is, waarborg die registrasiehouer nie dat dit onder alle toestande doeltreffend sal wees nie. Die werking en doeltreffendheid daarvan kan beïnvloed word deur faktore soos abnormale grond-, klimaats- en bergingstoestande; kwaliteit van verdunningswater, verenigbaarheid met ander stowwe wat nie op die etiket aangedui word nie en die voorkoms van weerstand van die onkruid teen die betrokke middel, sowel as die metode, tyd en akkuraatheid van die toediening. Verder aanvaar die registrasiehouer nie verantwoordelikheid vir skade aan gewasse, plantegroei, die omgewing of vir nadelige invloede op mens of dier of vir 'n gebrek aan prestasie van die betrokke middel as gevolg van die versuim van die gebruiker om etiketaanwysings na te kom, of as gevolg van die ontstaan van toestande wat nie kragtens die registrasie voorsien kon word nie. Raadpleeg die verskaffer in die geval van enige onsekerheid.

VOORSORGMATREËLS

- Moet nie oppervlakwater of slote met enige chemikalieë of gebruikte houers besoedel nie.
- Die produk moet verseël en in die oorspronklike produkhouer gestoor word.
- Vermoë langdurige en herhaalde blootstelling aan die sproeinewel.
- Moenie rook, eet of drink tydens hantering van die produk of voordat hande en gesig gewas is, en skoon klere aangetrek is nie.
- Verhoed besoedeling van voedsel, voer, drinkwater en eetgerei.
- Vermoë kontak van die konsentraat of spuitmengsel met die vel, oë en klere.
- Dra beskermende oorklere (ondeurdringbare handskoene en oog- en gesigskerms) wanneer die produk hanteer word.
- Was met seep en water direk na gebruik.
- Was beskermende toerusting en besoedelde klere deeglik na gebruik.
- Was onmiddellik met seep en water na toevallige velkontak.
- In geval van oogkontak, spoel onmiddellik met groot hoeveelhede water uit.
- Moet nie sproeinewel inasem nie.
- Keer die leë houër oor die spuittenk om en dreineer vir minstens dertig sekondes nadat die vloeï tot 'n gedrup verminder het. Spoel die houër daarna **drie keer** uit met 'n volume water gelykstaande aan 'n minimum van 30% van die houër. Gooi die spoelwater by die inhoud van die spuittenk voordat die houër op die voorgeskrewe wyse vernietig word.
- Verhoed die wegdrywing van die spuitnewel na ander gewasse, weidings, riviere, damme of ander gebiede wat nie onder behandeling is nie.
- Maak alle toerusting deeglik na gebruik skoon en gooi die waswater weg waar dit nie die omgewing, gewasse, weidings, riviere of damme sal besoedel nie. Verwys na **SKOONMAAK VAN SPUITTOERUSTING**.
- Spuittoerusting moet nie uitgespoel of gedreineer word naby gewenste plante, struik, bome of naby hul wortelzones nie.

- Hou kinders en diere buite bereik van opgestapelde- en afvalmateriaal.
- Indien ingesluk, moenie braking induseer nie. Gee vir die pasiënt 'n glas water om te drink indien die pasiënt wakker en in staat is om dit te doen. Moenie alkohol aan die pasiënt gee nie.
- Vernietig leë houers deur gate daarin te maak, plat te maak, en op 'n veilige manier volgens plaaslike regulasies daarvan ontslae te raak. Moet dit vir geen ander doel gebruik nie.

SIMPTOME VAN MENSLIKE VERGIFTIGING

Oogkontak: Gebaseer op toksikologiese data mag dit pyn, rooierigheid en tranerigheid veroorsaak. Direkte kontak of oormatige blootstelling aan die dampe van die koolwaterstofoplossing mag oogirritasie veroorsaak.

Velkontak: Gebaseer op toksikologiese data is dit slegs effens giftig. Langdurige en herhaaldelike kontak met die koolwaterstofoplossings mag pyn, rooierigheid en droogheid van die vel veroorsaak.

Ingesluk: Gebaseer op toksikologiese data is dit slegs effens giftig. Geen noemenswaardige nadelige uitwerking op die gesondheid word verwag om te ontwikkel as slegs klein hoeveelhede (minder as 'n mondvol) ingesluk word nie. Hoesbuie, verstikking en tekort aan asem mag voorkom indien die oplossing toevallig in die longe beland tydens die insluk of braking daarvan. Hierdie produk bevat 'n koolwaterstofoplossing en 'n emulgeerder wat, indien ingesluk, maagongesteldheid mag veroorsaak wat naarheid en braking tot gevolg sal hê. Sentrale senuweestelsel depressie wat hoofpyn, duiseligheid, tamheid insluit en by meer ernstige blootstelling, ongekoördineerdheid en bewusteloosheid.

Inaseming: Gebaseer op toksikologiese data is dit slegs effens giftig. Inaseming van die dampe van die koolwaterstofoplossing mag die asemhalingskanaal irriteer. Langdurige en herhaaldelike inaseming van die dampe van die koolwaterstofoplossing mag sentrale senuweestelsel depressie veroorsaak.

NOODHULPBEHANDELING

Hou die produkhouer, etiket of Veiligheid Inligtingsblad byderhand wanneer 'n gifbeheersentrum of geneesheer gekontak word of wanneer vir behandeling gaan.

Oogkontak: Spoel onmiddellik uit met oogwasmiddel of skoon water vir ten minste 15 minute terwyl die ooglede oopgehou word. Verwyder kontaklense. **Verkry onmiddellik mediese hulp.**

Velkontak: Verwyder onmiddellik alle besoedelde klere. Was die vel onmiddellik met koue water, gevolg deur seep en water. Moet nie vel vryf nie. Was besoedelde klere voor hergebruik.

Inaseming: Verwyder pasiënt weg van blootstelling. As voorsorgmaatreël verkry mediese hulp.

Ingeneem: Gee vir die pasiënt 'n slukkie water indien hy/sy wakker is en daartoe in staat is om te kan sluk. **Verkry onmiddellik mediese hulp** en toon hierdie houër, etiket of veiligheids inligtingsblad indien moontlik. Moet nie braking induseer nie, tensy deur 'n geneesheer aanbeveel om so te doen. Moenie enige iets mondelings aan 'n bewustelose pasiënt ingee nie.

NOTA AAN GENEESHEER

Hierdie produk bevat 'n aromatiese koolwaterstofoplossing. Geen spesifieke teenmiddel is beskikbaar nie; behandel simptome en ondersteunend. Indien braking en aspirasie (braaksel in lugpype) voorkom, sal die oplossing wat teenwoordig is, longpneumonitis veroorsaak. In die geval van inname, mag maagspoeling gedoen word.

GEBRUIKSBEPERKINGS

- Raadpleeg die verkoopsagent of plaaslike Verspreider vir op-die-plaas advies alvorens **V8** gebruik word.
- **Onkruid wat alreeds opgekom het:** Wildehawer wat alreeds opgekom het, sal nie deur **V8** beheer word nie en moet óf deur voorafbewerking óf deur die toediening van 'n kontakonkruid doder beheer word. In hierdie geval moet genoegsame tyd vir die onkruid doder toegelaat word om optimale werking te verseker. Verwys na die betrokke geregistreerde produk-etiket vir gebruiksaanwysings.
- **Plantdiepte:** Verminderde opkoms van koring en gars mag voorkom indien saad op 'n diepte van minder as 2 cm geplant word, aangesien nuut ontkiemende koring en gars met die **V8** behandelde grond in aanraking kan kom. Moet nie koring en gars dieper as 5 cm plant nie.
- **Droë grond:** By baie droë grondoppervlakte-omstande (boonste 2 – 3 cm) mag wildehawer nie beheer word nie. Grondvog is noodsaaklik vir die aktivering van **V8** om

'n gasagtige oplossing in die grond te vorm. Onder droë toestande met onvoldoende grondvog sal die ontkieming van wildehawer dieper wees, wat kan lei tot swakker beheer.

- **Swaar, nat en gekompakteerde grond:** Spesiale aandag moet by swaar klei gronde en/of baie nat gronde gegee word om te verseker dat **V8** voldoende ingewerk is. Hierdie grondtipes mag eerder deur die planttoerusting gesmeer word i.p.v. om daardeur te vloei wat sal veroorsaak dat die **V8** nie ingewerk word nie. Gewasskade mag by waterdeurdrenkte gronde voorkom en grond wat deur wielspore gekompakteer is.
- **Saadbedvoorbereiding:** Die grond moet skoon wees van groot kluite (groter as 75 mm in deursnee) en daar moet geen gewas- of onkruidreste wees wat die vrye vloei van die grond deur die planttoerusting sal belemmer nie, want dit sal swak inwerking van **V8** tot gevolg hê. Groot kluite sal gapings laat waardeur die dampe van **V8** kan ontsnap. Wildehawersaad wat in kluite ontkiem, sal ook nie beheer word nie.
- **Plantertipe, tandspasiëring en plantspoed:** Dit is uiters belangrik dat die regte tipe lugdrukplanter met die korrekte tipe tandspasiëring teen die korrekte planterspoed (minimum van 6 km/h) gebruik word om **V8** in te werk om sodoende optimum effektiwiteit te verseker terwyl gewasskade voorkom word.
- **Grondnawerking en opvolggewasse:** Onder normale grondvogtoestande is **V8** vir 6 – 8 weke aktief, waartydens wildehawer beheer sal word. Indien langdurige droë toestande na 'n **V8** toediening voorkom, moet opvolggewasse eers na 2 maande geplant word nadat goeie, deurdringende reën geval het. Indien **DIVERT 75 WG** in 'n tenkmengsel met **V8** toegedien word, sal die opvolggewastussenpose-beperrings, soos op die **DIVERT 75 WG** produketiket, geld.
- Moet nie op enige gewas of situasie aanwend wat nie in die etiket verskyn nie.
- Moet nie hierdie produk in kombinasie of tenkmengsel met enige ander produk of landboumiddel gebruik wat nie spesifiek op hierdie etiket gelys is nie. Meridian Agrochemical Company (Edms.) Bpk. aanvaar geen verantwoordelikheid vir enige negatiewe gevolge indien die instruksies op die etiket nie nagekom word nie, tensy 'n Meridian Agritech verteenwoordiger vooraf geraadpleeg is.

WEERSTANDSWAARSKUWING

Vir weerstandsbestuur is **V8** 'n Groepkode N onkruidodder. Enige onkruidpopulasie mag individue bevat wat natuurlike weerstand teen **V8** of enige ander Groepkode N onkruidodder het. Die weerstandbiedende individue kan uiteindelik die onkruidpopulasie oorheers as hierdie onkruidodder herhaaldelik aangewend word. Hierdie weerstandbiedende onkruid sal waarskynlik nie deur **V8** of enige ander Groepkode N onkruidodder beheer word nie.

Om weerstand teen onkruidodders te vertraag:

- Vermoed die eksklusiewe herhaaldelike gebruik van onkruidodders met dieselfde groepkode. Wissel af met, of gebruik tenkmengsels van, produkte in verskillende onkruidoddergroepkodes.
- Integreer ander beheermaatreëls (chemies, verbouing, biologies) in onkruidbeheerprogramme.
- Vermoed die herhaaldelike gebruik van Groep N onkruidodders.
- Hou rekord van onkruidodertoedienings vir elke land.
- Beplan gewasrotasie om die gebruik van onkruidodders uit groepe met verskillende metodes van werking te gebruik.
- Verhoed die verspreiding van weerstandbiedende onkruidsaad en plantegroei na ander lande deur oes- en bewerkingstoerusting skoon te maak en skoon saad te plant.
- Met beweiding moet by lande met die laagste onkruidweerstand begin word, voordat daar na lande met die hoogste weerstand beweeg word, aangesien diere die saad mag versprei.
- Elke land moet binne 3 weke na onkruidontkieming vir die teenwoordigheid van wildehawer ondersoek word om sodoende die voorkoms van weerstand so vroeg as moontlik te bepaal en met 'n geskikte na-opkoms onkruidodder op te volg wat **NIE** tot die onkruidodder Groepkode N behoort nie.

Vir spesifieke inligting oor weerstandsbestuur kan die registrasiehouer van hierdie produk gekontak word.

Die teenwoordigheid van weerstandbiedende onkruid is moeilik om voor behandeling te bepaal, daarom kan nóg die Registrasiehouer nóg die Verspreider verantwoordelikheid aanvaar vir enige skade a.g.v. **V8** wat nie weerstandbiede onkruid beheer nie. Moet nie **V8** alleen toedien in situasies waar onkruidweerstand bevestig is nie. Sub-standaard toediening van **V8** sal tot onbevredigende onkruidbeheer lei wat kan help met die ontwikkeling van weerstand teen die onkruidodders. Dit is van uiterste belang om behandelde gebiede met gereelde tussenposes te inspekteer ten einde die voorkoms van onkruidodderweerstandbiedende onkruid vroegtydig te identifiseer.

'n Plaaslike plaasstrategie vir die voorkoming en bestuur van weerstand moet aangeneem word. Riglyne is deur die Onkruidodder Weerstand Aksie Groep (HRAC) saamgestel en kopieë is by HRAC, jou verspreider, agent, onafhanklike raadgewer of Meridian Agritech beskikbaar.

METODE VAN WERKING

V8 is 'n lid van die tiokarbamaatgroep van onkruidodders en het die inhibering van lipiedsintese as metode van werking. Dit is 'n selektiewe onkruidoder wat hoofsaaklik deur die koleoptiele geabsorbeer word.

GEBRUIKSAANWYSINGS

Gebruik slegs soos aangedui.

Slegs vir gebruik in die Wes-, Suid- en Oos-Kaap (nie verby Humansdorp nie).

VERENIGBAARHEID

Die verenigbaarheid van **V8** met ander produkte sal van die formulerings van die onderskeie produkte afhang, asook van die kwaliteit van die spuitwater wat gebruik word. Soos formulerings van tyd tot tyd verander, is dit raadsaam om eers 'n fisiese verenigbaarheidstoets te doen voordat tenkmengsels gemaak word. Moet nie met enige ander produk meng wat nie in die etiket gelys is nie. **V8** is verenigbaar met **DIVERT 75 WG**.

Indien ander produkte in 'n spuitprogram met **V8** gebruik word, moet die etikette van daardie produkte altyd geraadpleeg word t.o.v. gebruiksaanwysings en beperkings vir hul toediening en wisselbou aanbevelings.

Raadpleeg 'n Meridian Agritech verteenwoordiger vir besonderhede.

MENG- EN TOEDIENINGSINSTRUKSIES

Vul die spuittenk halfvol met skoon water en voeg dan die verlangde hoeveelheid **V8** in die spuittenk terwyl dit geroer word. Maak die spuittenk tot by die verlangde volume vol. Indien tenkmengsels met ander onkruidodders gemaak word, moet die onderskeie vervaardigers se etiket-aanbevelings gevolg word.

Tenkmengsels moet onmiddellik uitgespuit word en nie toegelaat word om in die spuittenk oornag te staan nie. Spuitoerusting moet deeglik aan die einde van die toedieningsproses uitgespoel word.

Wanneer 'n tenkmengsel van **V8** en **DIVERT 75 WG** gemaak word, moet die **DIVERT 75 WG** eerste bygevoeg word. Dit moet goed vermeng en in suspensie wees voordat die **V8** bygevoeg word.

Verseker konstante en deeglike roering terwyl vermenging en bespuiting plaasvind.

TOEDIENINGSMETODES

Dien **V8** toe d.m.v. 'n trekker gemonteerde balkspuit wat met platwaaier spuitpunte toegerus is en korrek gekalibreer is om 80 – 150 l spuitmengsel per hektaar te lewer. Gebruik spuitdruk van ongeveer 200 – 240 kPa. Vermoed die bespuiting van **V8** tydens sterk en/of rukwindtoestande. Staak bespuiting indien die windspoed 15 km/h oorskry. Moet nie met 'n vliegtuig toedien nie. Sien **INWERKING** hieronder.

INWERKING

V8 moet binne 4 ure na toediening met 'n lugdrukplanter teen 'n spoed van 6 – 7 km/h ingewerk word, wat deeglike grondversteuring sonder duidelike walle verseker. Die puntgrootte (tandlemwydte) moet saam met die tandspasiëring gestel word om eweredige inwerking met inagneming van grondtipe en planterspoed te verseker. Moet nie met gewone gravitasievloeiplanters of ander nie-lugdrukplanters inwerk nie.

SKOONMAAK VAN SPUITTOERUSTING

Die spuitapparaat moet deeglik na 'n **V8** toediening skoongemaak word, asook voordat enige ander gewas bespuit word om skade aan ander gewasse te voorkom:

- Dreineer die hele spuitsisteem deeglik.
- Spoel die hele sisteem met skoon water en dreineer weer.
- Voeg ongeveer 100 l skoon water in die spuittenk en sirkuleer dit deur die spuitsisteem vir ten minste 10 minute en maak die spuitkoppe vir ten minste 5 minute oop. Raak ontslae van die oorblywende vloeistof. Indien **V8** in 'n tenkmengsel met **DIVERT 75 WG** toegedien is, sien die **DIVERT 75 WG** etiket vir skoontmaak van spuittoerusting.

AANBEVELINGS

GEWAS	ONKRUIDE BEHEER	DOSIS / ha	OPMERKINGS
Koring (<i>Triticum aestivum</i>)	Wildebawer (<i>Avena fatua</i>) (Sien opmerkings vir ander species.)	1.7 l V8	V8 moet op 'n goed voorbereide saadbed, in 'n krummelrige toestand, sonder plantreste en groot kluite, toegedien word net voor plant en binne 4 ure na toediening met 'n lugdrukplanter ingewerk word. Sien GEBRUIKSBEPERKINGS vir raad en waarskuwings rakende die gebruik van V8 . DIVERT 75 WG kan in tenk met V8 gemeng word om met die beheer van wildebawer, raaigras en sekere breëblaaronkruid te help. Verwys na die DIVERT 75 WG etiket vir volledige besonderhede.
	Raaigras (<i>Lolium spp.</i>)	3.0 l V8	
Gars (<i>Hordeum vulgare</i>)	Wildebawer (<i>Avena fatua</i>) (Sien opmerkings vir ander species.)	1.7 l V8	V8 moet op 'n goed voorbereide saadbed, in 'n krummelrige toestand, sonder plantreste en groot kluite, toegedien word net voor plant en binne 4 ure na toediening met 'n lugdrukplanter ingewerk word. Sien GEBRUIKSBEPERKINGS vir raad en waarskuwings rakende die gebruik van V8 . DIVERT 75 WG kan in tenk met V8 gemeng word om met die beheer van wildebawer, raaigras en sekere breëblaaronkruid te help. Verwys na die DIVERT 75 WG etiket vir volledige besonderhede.

ERKENNING VAN HANDELSMERKE

Divert 75 WG (L. 8132)

Meridian Agrochemical Company (Edms.) Bpk.