

VEGA

BEFORE USING THIS PRODUCT, READ THE LABEL CAREFULLY

GEBRUIKSAANWYSYNGS INGESLUIT
VERWYS NA BESONDERHEDE
SOOS OP HOUER / SAK GEDRUK

Loetnommer
 Datum van vervaardiging

VEGA

HERBICIDE



Reg. No. L9265, Act/Wet No. 36 of/van 1947
 N – AR 1688

2: 23/07/2014

A selective, emulsifiable systemic weedkiller for the post-emergence control of certain grasses in crops, forestry, seedbeds (including volunteer maize containing the glyphosate resistant gene) and industrial areas.

'n Selektiewe, emulgeerbare sistemiese onkruidodder vir die na-opkoms beheer van sekere grasse in gewasse, bosbou, saadbeddens (insluitend opslagmielies wat die glifosaat-bestandheidsgeen bevat) en industriële areas.

HRAC HERBICIDE GROUP CODE	A	HRAC ONKRUIDDODDERGROEPEKODE
ACTIVE INGREDIENT / AKTIEWE BESTANDEEL		
Clethodim (cyclohexanedione)	240 g/l	Kletodim (sikloheksaandioon)


Registration Holder / Registasiehouer
Meridian Agrochemical Company (Pty.) Ltd. / (Edms.) Bpk.
 Reg. No. 2000/010819/07
 P.O. Box / Posbus 436, Modderfontein, 1645, South Africa / Suid-Afrika

5l




UN Number: 3082








CAUTION / VERSIGTIG


WARNINGS

Withholding period:

Allow the following minimum number of days between last treatment and harvest:

Canola.....	90 days
Onions.....	28 days

- Allow 28 days between the last application and harvesting of the crop.
- Handle with care.
- Harmful when swallowed, inhaled or absorbed through the skin.
- Avoid contact with skin or eyes since product may cause eye and skin irritation.
- Store away from feed, food, fertilizers and other agricultural products.
- Keep out of reach of children, uninformed persons and animals.
- Do not spray over or allow drift to contaminate water or adjacent areas.
- **Re-entry** – Do not enter treated area until spray deposit has dried unless wearing protective clothing.

Although this remedy has been extensively tested under a large variety of conditions, the registration holder does not warrant that it will be effective under all conditions. The activity and effect thereof may be affected by factors such as abnormal soil, climatic and storage conditions, quality of dilution water, compatibility with other substances not indicated on the label and the occurrence of resistance of the disease against the remedy, as well as by the method, time and accuracy of application. The registration holder furthermore does not accept responsibility for damage to crops, vegetation, the environment or harm to man or animal, or for lack of performance of the remedy concerned due to failure by the user to follow the label instructions, or to the occurrence of conditions which could not have been foreseen in terms of the registration. Consult the supplier in the event of any uncertainty.

PRECAUTIONS

- Do not inhale spray mist.
- Avoid skin and eye contact by wearing protective clothing when mixing the product. Should eye contact occur, flush with plenty of water and get medical attention if necessary.
- Wash with soap and water after use and accidental skin contact.
- Wash contaminated clothing after use.
- Do not eat, drink or smoke while mixing or applying the product or before washing hands and face.
- Avoid drift of spray onto other crops, grazing, rivers, dams and areas not under treatment.
- Clean applicator after use. Dispose of rinsate where it will not contaminate crops, grazing, rivers, dams and boreholes.
- Rinse empty container three times with a volume of water equal to a minimum of 10% of that of the container. Add the rinsings to the contents of the spray tank before destroying the empty container by perforation and flattening.
- Do not use the empty container for any other purpose.
- Prevent contamination of food, feeds, drinking water and eating utensils.

RESISTANCE WARNING

For resistance management, **Vega** is a group code A herbicide. Any weed population may contain individual weeds naturally resistant to **Vega** and other group code A herbicides. The resistant individuals can eventually dominate the weed population if these herbicides are used repeatedly. These resistant weeds may not be controlled by **Vega** or any other group code A herbicide.

To delay herbicide resistance:

- Avoid the exclusive and repeated use of herbicides from the same herbicide group code.
- Alternate or tank mix with products from different herbicide group codes.

- Integrate other control methods (chemical, cultural, biological) into weed control programs.

For more information on resistance management, contact the registration holder.

USE RESTRICTIONS

Only apply to actively growing grass weeds within the recommended growth stages as mentioned in the recommendations. Do not apply to crops and weeds stressed by abnormal weather or growing conditions, drought, waterlogged soil, insect damage, nematode infections, diseases, nutritional deficiencies or crops under stress through prior use of other agrochemicals.

Allow at least 4 days after **Vega** application, before applying any other treatment.

For follow-up crops:

- | | |
|---|---------|
| • Maize at 0.188 l / ha | 7 Days |
| • Maize at rates >0.25 l / ha, and other grains and grass crops | 1 Month |

Do not apply this product in combination or tank mixture with any other product or agricultural remedy which is not specifically listed on this label. Meridian Agrochemical Company (Pty) Ltd accepts no responsibility for any negative effects experienced if the instructions on this label are not adhered to, unless a Meridian representative was consulted beforehand.

DIRECTIONS FOR USE

Use only as directed.

Before applying **Vega** it is advisable to wait until the majority of the grass weeds are within the optimum stages for control as mentioned in the "Weeds" list. Since **Vega** has a limited soil residual action, the weeds to be controlled must have emerged before applying **Vega**.

For optimum weed control, ensure thorough spray coverage over the entire leaf area of the target plant, especially where the crop is very dense.

Rain or irrigation within 1 hour after a **Vega** application may necessitate a second application.

MIXING INSTRUCTIONS

Shake container thoroughly just before use. Close tightly after use.

Half-fill the spray tank with suitable water, then add the required amount of **Vega** to the water in the tank while agitating. Fill the spray tank to the desired volume. Should tank mixtures with other herbicides be made, follow the respective manufacturers' label recommendations. **Tank mixtures must be sprayed out immediately and not be allowed to stand in the spray tank overnight.** Spraying equipment must be thoroughly flushed out at the end of the spraying operation.

COMPATIBILITY

Do not mix or apply **Vega** with any other additives, pesticides or fertilizers. Always add a suitable adjuvant such as H & R Crop Oil at the recommended rate.

APPLICATION METHODS Ground application

Vega can be applied with conventional ground application equipment (tractor mounted sprayers, knapsack sprayers) capable of producing a uniform spray pattern. It is recommended to use flat fan or hollow-cone nozzles and a low spray pressure (100–200 kPa) for a coarse droplet spray. Ensure thorough coverage of the weeds by applying at least 150 L of spray mixture per hectare. Grass species that were not present during the development trials of the product could possibly also be controlled to a greater or lesser degree. The registration holder does not accept any responsibility for unlisted weeds.

RECOMMENDATIONS

USE	RATE / HA	TIMING OF APPLICATION
Onions	0.375 ℓ	Apply VEGA when the onions have reached the 2-6 leaf stage for direct seeded onions, OR to the 2 leaf to the stooling stage for transplanted onions. Apply to actively growing weeds at the correct growth stage as indicated in the WEEDS CONTROLLED table.
Grape vines	0.375 – 0.500 ℓ /ha	Western cape areas only. Apply VEGA to actively growing weeds from the end of winter to early spring when the vines are at the green bud to budding stage. Apply to weeds at the correct growth stage as indicated in the WEEDS CONTROLLED table.
Pears	0.375 – 0.500 ℓ	Western cape areas only. Apply VEGA to actively growing weeds when pears are dormant. Apply to weeds at the correct growth stage as indicated in the WEEDS CONTROLLED table Apply in at least 200 ℓ water / ha.
Medics	0.3 ℓ	Apply once the Medics have reached at least the 3 leaf stage. Apply in at least 150 ℓ water / ha. Apply to actively growing weeds at the correct growth stage as indicated in the WEEDS CONTROLLED table.
Canola	0.3 ℓ	Apply once the Canola has reached at least the 2 leaf stage. Apply in at least 150 ℓ water / ha. Apply to actively growing weeds at the correct growth stage as indicated in the WEEDS CONTROLLED table.
Lucerne	0.3 ℓ	Apply once the Lucerne has reached at least the 6 leaf stage. Apply in at least 150 ℓ water / ha. Apply to actively growing weeds at the correct growth stage as indicated in the WEEDS CONTROLLED table.

USE	RATE / HA	TIMING OF APPLICATION
<i>Eucalyptus</i> and <i>Pinus</i> spp.	0.3 – 1 ℓ	See WEEDS CONTROLLED table for specific weeds.
Seedbeds	0.190 ℓ	Apply in the 4–8 leaf stage to control glyphosate resistant volunteer maize plants.
Industrial areas	5 mL / 1 ℓ	Apply as spot treatment.

Note:

- In order to prevent poor weed control, apply only during moist conditions and when weeds are actively growing.
- **Vega** will not control weeds that have not emerged at the time of application.
- Under certain conditions **Vega** may cause some temporary crinkling and cupping of emerging *Eucalyptus* leaves but normally will not affect growth significantly.

WEEDS CONTROLLED

WEED SPECIES	RATE / HA	GROWTH STAGE
<i>Zea mays</i> (volunteer maize)	0.190 ℓ	4–8 leaves
<i>Avena fatua</i> (common wild oats)	0.3 ℓ	2 – 6 leaves 3–4 leaves
<i>Avena sativa</i> (common oats)		2 – 6 leaves
<i>Bromus</i> sp. (Brome grass))		2–6 leaves
<i>Digitaria sanguinalis</i> (crab finger-grass)		4–8 leaves
<i>Echinochloa crus-galli</i> (barnyard grass)		3–6 leaves
<i>Eleusine coracana</i> (goose grass)		2–5 leaves
<i>Lolium multiflorum</i> (Italian ryegrass)		2–8 leaves
<i>Panicum maximum</i> (common buffalo grass)		3–5 leaves
<i>Triticum aestivum</i> (wheat)		4–8 leaves
<i>Urochloa panicoides</i> (herringbone grass)		

<i>Lolium perenne</i> (perennial ryegrass) <i>Setaria pallidifusca</i> (red bristle grass)	0.5 ℓ	2–4 leaves 2–6 leaves
<i>Cynodon dactylon</i> (common couch).	1 ℓ	4–8 leaves

Note. For additional broadleaf weed control in volunteer maize add 1.5 kg **Bounty 500 WSG** to the spray mix. For optimal *Cynodon* control thorough pre-spray tillage operations are required to break up the sward, to diminishing the underground root mass. Apply **Vega** once *Cynodon* re-growth has 2-6 leaves.

WAARSKUWINGS

Onthoudingsperiodes:

Laat die volgende aantal dae toe tussen laaste toediening en oes:

Kanola.....	90 dae
Uie.....	28 dae

- Laat 28 dae tussen die laaste toediening en oes of beweiding van die gewas toe.
- Hanteer versigtig.
- Skadelik wanneer ingesluk, ingesem of deur die vel geabsorbeer word.
- Voorkom kontak met die vel of oë aangesien produk oog- en velirritasie kan veroorsaak.
- Bêre weg van voedsel, kunsmis en ander landbouprodukte.
- Hou buite bereik van kinders, oningeligte persone en diere.
- Moet nie toelaat dat die wegdrywing van die spuitnewel water of aangrensende gebiede besoedel nie. • **Herbetreding** - Moet nie behandelde gebiede betree alvorens die spuitneerslag droog is nie, tensy beskermende oorklere gedra word.

Alhoewel hierdie middel omvattend onder 'n groot verskeidenheid toestande getoets is, waarborg die registrasiehouer nie dat dit onder alle toestande doeltreffend sal wees nie. Die werking en doeltreffendheid daarvan kan beïnvloed word deur faktore soos abnormale grond-, klimaats- en bergingstoestande, kwaliteit van verdunningswater, verenigbaarheid met ander stowwe wat nie op die etiket aangedui word nie en die voorkoms van weerstand van die onkruid teen die betrokke middel, sowel as die metode, tyd en akkuraatheid van toediening. Verder aanvaar die registrasiehouer nie verantwoordelikheid vir skade aan gewasse, plantegroei en die omgewing of vir nadelige invloede op mens of dier of vir 'n gebrek aan prestasie van die betrokke middel as gevolg van versuim van die gebruiker om die etiketaanwysings na te kom, of as gevolg van ontstaan van toestande wat nie kragtens die registrasie voorsien kon word nie. Raadpleeg die verskaffer in die geval van enige onsekerheid.

VOORSORGMATREËLS

- Moet nie die spuitnewel inasem nie.
- Vermoed vel- en oogkontak deur beskermende oorklere te dra wanneer die produk gemeng word. Indien oogkontak plaasvind, spoel met water en kry mediese aandag indien nodig.
- Was met seep en water na gebruik en toevallige velkontak.
- Was besoedelde klere na gebruik.
- Moet nie eet, drink of rook tydens vermenging of toediening van die produk of voordat hande en gesig gewas is nie.
- Vermoed spuitnewelwegdrywing na ander gewasse, weiding, riviere, damme en areas wat nie onder behandeling is nie.
- Maak toedieningsapparaat skoon na gebruik. Gooi die spoelwater waar dit nie gewasse, weiding, riviere, damme en boorgate sal besoedel nie.
- Spoel die leë houer **drie keer** uit met 'n volume water gelykstaande aan 'n minimum van 10% van die houer. Gooi die spoelwater by die inhoud van die spuittenk voordat die houer vernietig word deur gate in te maak en plat te slaan.
- Moet nie die leë houer vir enige ander doel gebruik nie.
- Vermoed besoedeling van voedsel, voer, drinkwater en eetgerei.

WEERSTANDSWAARSKUWING

Vir weerstandsbestuur is **VEGA** 'n groepkode A onkruiddoder. Enige populasie van 'n spesifieke onkruid mag individuele onkruid insluit wat 'n natuurlike weerstand teen **VEGA** en ander groepkode A onkruiddoders het. Indien hierdie onkruiddoders herhaaldelik aangewend word, kan die weerstandbiedende individue uiteindelik die onkruidpopulasie oorheers. Hierdie weerstandbiedende onkruid sal waarskynlik nie deur **VEGA** of enige ander groepkode A onkruiddoder beheer word nie.

Om weerstand teen onkruiddoders te vertraag:

- Vermoed die eksklusiewe en herhaaldelike gebruik van onkruidodders met dieselfde groepkode.
- Wissel af met, of gebruik tenkmengsels van, produkte van verskillende onkruidoddergroepecodes.
- Integreer ander beheermaatreëls (chemies, verbouing, biologies) in onkruidbeheerprogramme.

Vir meer inligting oor weerstandsbestuur raadpleeg die registrasiehouer.

GEBRUIKSBEPERKINGS

Dien slegs op aktief groeiende grasonkruid toe wat in die aanbevole groeistadium is (soos hieronder aangedui). Moet nie op gewasse en onkruid toe dien wat aan strestoestande lei soos abnormale weers- en groeistoestande, droogte, versuipstoestande, insekskade, aalwurminfeksies, siekte voedingstekorte of gewasse onder stremming as gevolg van die vorige gebruik van ander landboumiddels.

Laat minstens 4 dae na 'n **VEGA** toediening verloop, voordat enige ander behandeling toegepas word.

Vir opvolggewasse:

- | | |
|--|---------|
| • Breëblaargewasse | Geen |
| • Mielies teen 0.188 l / ha | 7 Dae |
| • Mielies teen dosis > 0.25 l / ha, en ander graan- en grasgewasse | 1 Maand |

Moet nie hierdie produk in kombinasie of mengsel met enige ander produk of landboumiddel gebruik wat nie spesifiek op die etiket gelys is nie. Meridian Agrochemical Company (Edms.) Bpk. aanvaar geen verantwoordelikheid vir enige negatiewe gevolge ervaar indien die instruksies op die etiket nie nagekom word nie, tensy 'n Meridian verteenwoordiger vooraf geraadpleeg is.

GEBRUIKSAANWYSINGS

Gebruik slegs soos aangedui.

Voor 'n **VEGA** toediening word dit aanbeveel om te wag totdat die meerderheid van die grasonkruid binne die optimale stadium vir beheer is, soos in die "onkruidlys" aangedui is. Deurdat **VEGA** 'n beperkte grondnawerking het, moet die onkruid wat beheer moet word alreeds opgekom het, voor die **VEGA** toediening.

'n Deeglike en eenvormige bedekking van die teikenonkruid se algehele blaaroppervlak is noodsaaklik vir optimaal beheer, veral in gevalle waar toedienings gedoen word op gewasse wat ruig is. Reën of besproeiing binne 1 uur na 'n **VEGA** toediening kan 'n tweede toediening noodsaak.

MENGSINSTRUKSIES

Skud die houer deeglik net voor gebruik. Maak die houer styf toe na gebruik.

Maak die spuitnek halfvol met skoon water, en voeg dan die benodigde hoeveelheid van **Vega** by die water in die tenk terwyl dit geroer word. Vul die tenk tot die verlangde volume. Indien tenkmengsels met ander onkruidodders gemaak word, moet die betrokke vervaardiger se etiketaanbevelings gevolg word. **Die tenkmengsel moet onmiddellik uitgespuit word en nie toegelaat word om oornag in die spuitnek te staan nie.** Die spuittoerusting moet aan die einde van toediening deeglik uitgewas word.

VERENIGBAARHEID

Moet nie **VEGA** met enige ander byvoegmiddels, plaagdoders of kunsmis meng of toedien nie. Voeg altyd 'n geskikte bevorderingsmiddel, soos H&R Crop Oil, teen die aanbevole dosis by.

TOEDIENINGSMETODES Grondtoediening

VEGA kan met konvensionele grondtoedieningapparate (trekkergeremonteerde balkspuiter, rugsakspuiter) toegedien word wat 'n eenvormige spuitpatroon lewer. Dit word aanbeveel om platwaaier- of holkeëlspuitkoppe teen 'n lae spuitdruk (100-200 kPa) vir 'n growwe sproei te gebruik. Verseker dat deeglike bedekking van die onkruid verkry word deur minstens 150 l spuitmengsel per hektaar toe te dien. Ander grasonkruidspesies wat nie tydens die ontwikkelingsproewe van die produk voorgekom het nie, kan moontlik tot 'n mindere of meerdere mate beheer word. Die registrasiehouer aanvaar egter geen aanspreeklikheid ten opsigte van ongelyste onkruid nie.

AANBEVELINGS

GEWAS	DOSIS / HA	TOEDIENINGSTYD
Uie	0.375 ℓ	Dien VEGA toe wanneer die uie in die 2-6 blaarstadium vir direk gesaaide uie is OF in die 2 blaar- tot stoelstadium vir uitgeplante uie is. Dien toe op aktiefgroeiende onkruid in die korrekte groeistadium, soos aangedui hieronder in die tabel "ONKRUIDE WAT BEHEER SAL WORD".
Wingerde	0.375 – 0.500 ℓ	Slegs Wes-Kaap gebiede. Dien VEGA toe op aktief groeiende onkruid vanaf die einde van die winter tot die vroeë lente wanneer die wingerd in die groenbot- tot botstadium is. Die onkruid moet in die korrekte groeistadium wees soos aangedui hieronder in die tabel "ONKRUIDE WAT BEHEER SAL WORD".
Pere	0.375 – 0.500 ℓ	Slegs Wes-Kaap gebiede. Dien VEGA toe op aktief groeiende onkruid wanneer die peerbome rustend is. Die onkruid moet in die korrekte groeistadium wees soos aangedui hieronder in die tabel "ONKRUIDE WAT BEHEER SAL WORD". Dien in ten minste 200 ℓ water/ha toe.
Medics	0.3 ℓ	Dien toe nadat die Medics ten minste die 3-blaarstadium bereik het. Dien in ten minste 150 ℓ water/ha toe. Dien op aktief groeiende onkruid toe. Die onkruid moet in die korrekte groeistadium wees soos aangedui hieronder in die tabel "ONKRUIDE WAT BEHEER SAL WORD".
Kanola	0.3 ℓ	Dien toe nadat die Kanola ten minste die 2-blaarstadium bereik het. Dien in ten minste 150 ℓ water/ha toe. Dien op aktief groeiende onkruid toe. Die onkruid moet in die korrekte groeistadium wees soos aangedui hieronder in die tabel "ONKRUIDE WAT BEHEER SAL WORD".
Lusern	0.3 ℓ	Dien toe nadat die Lusern ten minste die 6-blaarstadium bereik het. Dien in ten minste 150 ℓ water/ha toe. Dien op aktief groeiende onkruid toe. Die onkruid moet in die korrekte groeistadium wees soos aangedui hieronder in die tabel "ONKRUIDE WAT BEHEER SAL WORD".

GEBRUIK	DOSIS / HA	TOEDIENINGSTYD
<i>Eucalyptus</i> en <i>Pinus</i> spp.	0.3 – 1 ℓ	Sien "ONKRUIDE WAT BEHEER SAL WORD" tabel vir spesifieke onkruid.
Saadbeddens	0.190 ℓ	Dien in die 4-8 blaarstadium toe om glifosaatweerstandige opslagmielieplante te beheer.
Nywerheidspersiele	5 ml/1 ℓ	Dien as 'n kolbehandeling toe.

NOTA:

- Om swak onkruidbeheer te voorkom, dien gedurende nat toestande toe wanneer die onkruid aktief groei.

- Onkruid wat tydens toediening nog nie opgekom het nie sal nie deur **VEGA** beheer word nie.
- Onder sekere toestande kan **VEGA** tydelike blaarverrimpeling en opkruel van die blaarrandte van ontwikkelende *Eucalyptus* blare veroorsaak. Dit is normaalweg tydelik van aard en groei sal nie nadelig beïnvloed word nie.

ONKRUIDE WAT BEHEER SAL WORD

ONKRUIDE	DOSIS / HA	GROEISTADIUM
<i>Zea mays</i> (opslagmielies)	0.190 ℓ	4–8 blaar
<i>Avena fatua</i> (gewone wildehawer)	0.3 ℓ	2–6 blaar
<i>Avena sativa</i> (gewone hawer)		3–4 blaar
<i>Bromus</i> sp. (Predikantsluis)		2–6 blaar
<i>Digitaria sanguinalis</i> (kruisvingergras)		2–6 blaar
<i>Echinochloa crus-galli</i> (hanepootmanna)		4–8 blaar
<i>Eleusine coracana</i> (jongosgras)		3–6 blaar
<i>Lolium multiflorum</i> (Italiaanse raaigras)		2–5 blaar
<i>Panicum maximum</i> (gewone buffelsgras)		2–8 blaar
<i>Triticum aestivum</i> (koring)		3–5 blaar
<i>Urochloa panicoides</i> (beesgras)		4–8 blaar
<i>Lolium perenne</i> (meerjarige raaigras) <i>Setaria pallide-fusca</i> (rooiborselgras)	0.5 ℓ	2–4 blaar 2–6 blaar
<i>Cynodon dactylon</i> (gewone kweek).	1 ℓ	4–8 blaar

Nota. Vir bykomende breëblaarbeheer in opslagmielies voeg 1.5 kg **Bounty 500 WSG** by die mengsel. Vir optimale *Cynodon* beheer is dit noodsaaklik om goed vooraf te ploeg om die ondergrondse wortelmasse op te breek, om sodoende die ondergrondse wortels te verminder. Dien **VEGA** toe sodra die hergroei van *Cynodon* ongeveer 2-6 blare besit.